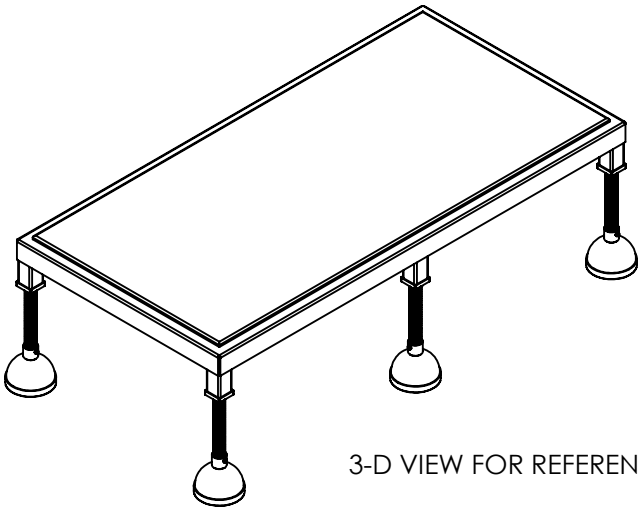
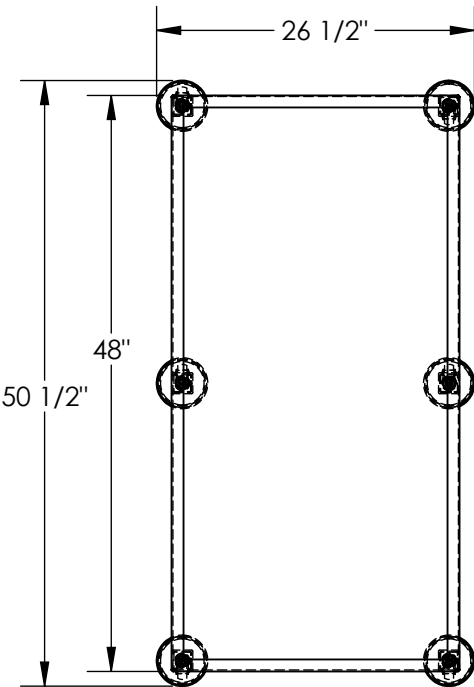


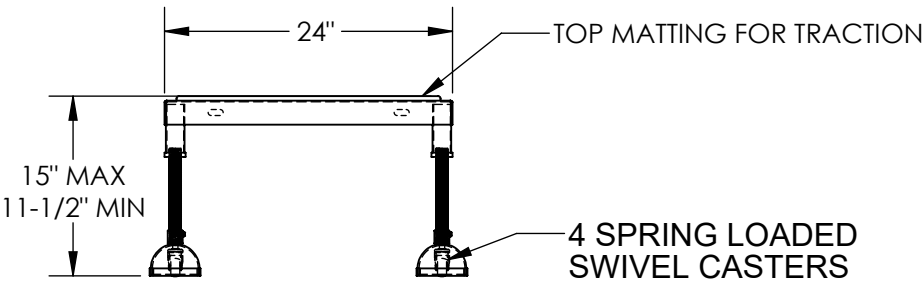
PORTABLE ADJ. HEIGHT WORKER STAND - PAHT-H-2448

APPROX WEIGHT: 80.97 lbs.
DOES NOT INCLUDE WEIGHT OF POWER OR PACKAGING!!!

ANY ADDITIONS, DELETIONS, OR OMISSIONS MUST BE CORRECTED ON THIS DRAWING AS THIS DRAWING WILL BE CONSIDERED ALL INCLUSIVE



3-D VIEW FOR REFERENCE



DIMENSION TOLERANCE ± 1/4"

ALL GRAPHICS PROVIDED ARE FOR REFERENCE ONLY. IF CERTAIN DIMENSIONS ARE CRITICAL PLEASE VERIFY THOSE DIMENSIONS WITH YOUR SALESPERSON

STANDARD FEATURES

- MODEL NUMBER IS PAHT-H-2448
- CAPACITY IS 500 LBS
- OVERALL WIDTH IS 26 1/2"
- USABLE WIDTH IS 24"
- OVERALL LENGTH IS 50 1/2"
- USABLE LENGTH IS 48"
- OVERALL HEIGHT IS 11-1/2 THRU 15"
- 6 ADJUSTABLE LENGTH LEGS
- 6 SPRING LOADED SWIVEL CASTERS
- DURABLE BAKED IN POWDER COATED YELLOW FINISH

APPROVAL	I, THE UNDERSIGNED, AGREE THAT THE PRODUCT AS REPRESENTED SATISFIES DESIGN AND DIMENSION REQUIREMENTS. I ALSO ACKNOWLEDGE MY DUTY TO CONFIRM PRODUCT AND INSTALLATION COMPLIANCE WITH ALL APPLICABLE FEDERAL, STATE AND LOCAL REGULATIONS AND STANDARDS.		
	UNITS REQUIRING APPROVAL DRAWINGS OR MODIFIED ARE NON-RETURNABLE		
	[] As drawn [] As marked		
	Signed: _____		Date: _____
	Printed Name: _____		
LEAD TIME WILL START UPON RECEIPT OF SIGNED APPROVAL DRAWING			
DISTRIBUTOR'S NAME:		P.O.#	
VESTIL MANUFACTURING		X	
DRAWN BY: MTS		DATE: 03/26/13	SALES: X
REFERENCE: X		SCALE: 1:16	FILE NAME:
QUOTED LEAD TIME: X		QUOTE # X	14-007-190