




Steel Storage Sheds

Model Number	Image	Overall Size (W x D x H)	Usable Door Size (W x H)	Weight (LBS.)
SHED-5932		59" x 32" x 75"	27-1/2" x 69-1/2"	88
SHED-5932-F		59" x 32" x 78-3/4"	30-1/2" x 72-1/2"	97
SHED-118		118" x 118" x 83"	60-1/2" x 72-1/2"	269

Standard Features:

- Utility steel storage shed for securing most anything
- Hinged door provides access to shed
- Slanted roof helps with rain run-off
- Zinc-plated finish prevents rust
- Door latch is lockable (padlock not included)
- Padlock hole size is 5/16" diameter
- Open floor design
- Easy to assemble design ships knocked down
- Installation instructions and hardware included



Zinc-Plated!



SHED-5932



SHED-5932-F



SHED-118



Vestil Manufacturing Corporation – Ken Schneider
 2999 North Wayne Street, P.O Box 507, Angola, IN 46703
 Telephone: (800)348-0868 X306 – Fax: (800)526-3133
 Email: ken@vestil.com – Web: www.vestil.com