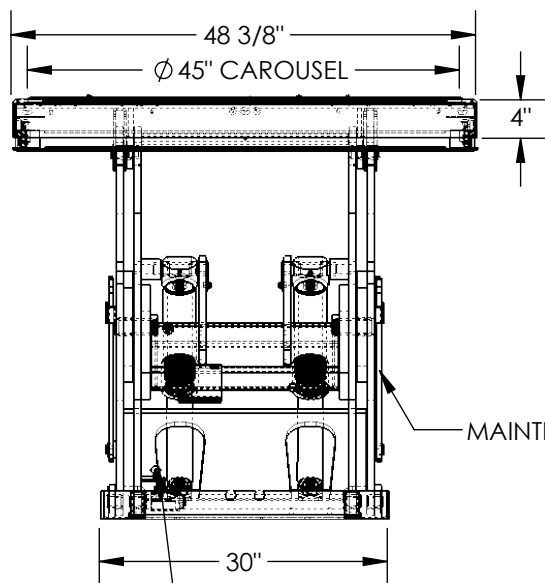


ELECTRIC HYDRAULIC SCISSOR LIFT TABLE - AHLT-4848-3.7-43, AHLT-ROTATE

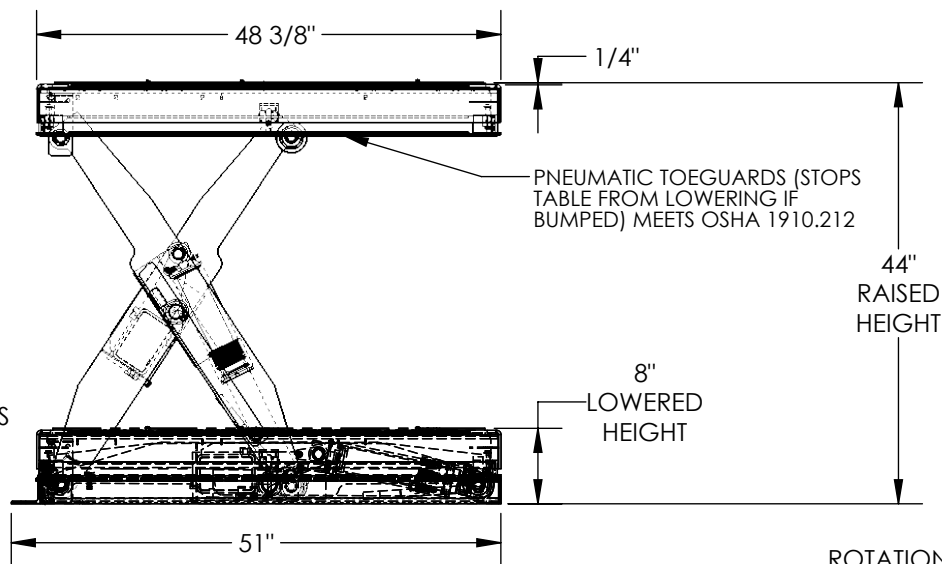
APPROX WEIGHT: 960.02 lbs.  
DOES NOT INCLUDE WEIGHT OF POWER OR PACKAGING!!!

\*\*\* ANY ADDITIONS, DELETIONS, OR OMISSIONS MUST BE CORRECTED ON THIS DRAWING AS THIS DRAWING WILL BE CONSIDERED ALL INCLUSIVE \*\*\*  
ALL GRAPHICS PROVIDED ARE FOR REFERENCE ONLY. IF CERTAIN DIMENSIONS ARE CRITICAL PLEASE VERIFY THOSE DIMENSIONS WITH YOUR SALESPERSON



ADJUSTABLE UPWARD  
TRAVEL LIMIT SWITCH

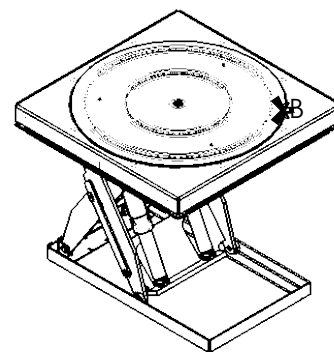
MAINTENANCE PROPS



PNEUMATIC TOEGUARDS (STOPS  
TABLE FROM LOWERING IF  
BUMPED) MEETS OSHA 1910.212

8"  
LOWERED  
HEIGHT

44"  
RAISED  
HEIGHT



FLIP DOWN  
TO UNLOCK

ROTATION LOCK  
TAB

DETAIL B  
SCALE 1 : 3

DIMENSION TOLERANCE ± 1/4"

DECK TOLERANCE ± 1/2"  
TABLE HEIGHT TOLERANCE ± 1/2"  
DECK FLATNESS ± 1/4"

**STANDARD FEATURES**

MODEL NUMBER IS AHLT-4848-3.7-43, AHLT-ROTATE  
OVERALL WIDTH IS 48 3/8"  
USABLE WIDTH IS 48 3/8"  
OVERALL LENGTH IS 51"  
USABLE LENGTH IS 48 3/8"  
OVERALL HEIGHT IS 44"  
MAX CAPACITY IS 3,700 lbs  
RAISED HEIGHT IS 44 INCHES  
LOWERED HEIGHT IS 8 INCHES  
CONTROL HAND PENDANT ON 8' CORD  
SAFETY MAINTENANCE PROPS, DISPLACEMENT  
STYLE CYLINDERS INSTALLED ROD DOWN  
EMERGENCY SAFETY STOP HYDRAULIC FUSES  
IN ALL CYLINDER UNITS  
INTERNAL POWER UNIT  
DURABLE LIQUID PAINT BLUE FINISH

**SPECIAL FEATURES**

**AHLT-ROTATE**  
**45"Ø BUILT-IN MANUAL SCISSOR TABLE CAROUSEL**  
**\*\*PALLET OR PRODUCT MUST BE FLAT OR**  
**INTERFERENCE WITH DECK MAY OCCUR**  
**DURABLE LIQUID PAINT YELLOW FINISH**

- ROTARY AIR / OIL POWER UNITS HAVE AN APPROX  
1/2 GPM AT A MAXIMUM 3000 PSI  
- AIR REQUIREMENTS 80 CFM @ 80 PSI WITH  
3/4" DIAMETER AIR SUPPLY HOSE AT 50 FEET MAX  
- NOISE LEVEL APPROX. 100 dB @ 6 FEET  
- NOISE LEVEL APPROX. 90 dB @ 10 FEET  
\* ALL ROTARY AIR / OIL POWER UNITS REQUIRE A  
FILTER / REGULATOR / LUBRICATOR (FRL)  
\* FRLs ARE SOLD SEPARATELY  
\* WARRANTY WILL BE VOIDED IF FRL IS NOT USED  
\* HAND CONTROLS ON 8FT LONG HOSE

**PLEASE CIRCLE SPECIFICATIONS:**

POWER	<del>AC</del>	<del>DC (12V)</del>	AIR/OIL
MOTOR VOLTAGE	<del>115</del>	<del>208</del>	<del>230</del> 460
<del>DEDICATED CIRCUIT REQUIRED 60Hz</del>			
MOTOR PHASE	<del>SINGLE</del>	<del>THREE</del>	
CONTROL	<del>HAND</del>	<del>FOOT</del>	

APPROVAL

I, THE UNDERSIGNED, AGREE THAT THE PRODUCT AS  
REPRESENTED SATISFIES DESIGN AND DIMENSION  
REQUIREMENTS. I ALSO ACKNOWLEDGE MY DUTY TO  
CONFIRM PRODUCT AND INSTALLATION  
COMPLIANCE WITH ALL APPLICABLE FEDERAL, STATE  
AND LOCAL REGULATIONS AND STANDARDS.  
**UNITS REQUIRING APPROVAL DRAWINGS OR  
MODIFIED ARE NON-RETURNABLE**  
[ ] As drawn [ ] As marked

Signed: \_\_\_\_\_ Date: \_\_\_\_\_

Printed Name: \_\_\_\_\_

LEAD TIME WILL START UPON RECEIPT OF SIGNED APPROVAL DRAWING

DISTRIBUTOR'S NAME:		P.O.#
VESTIL MANUFACTURING		X
DRAWN BY: ABR		W.O.#
DATE: 5/24/2019		X
REFERENCE: X	SCALE: 1:20	SALES: X
QUOTED LEAD TIME: X	QUOTE # X	FILE NAME:
		24-007-114-101