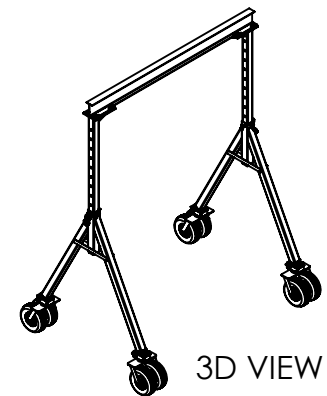
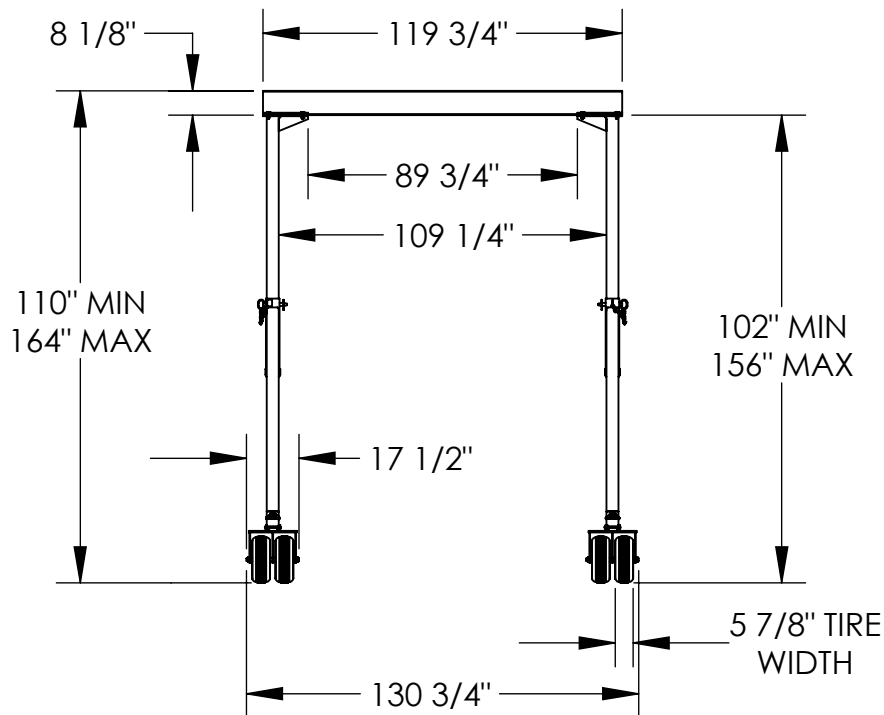
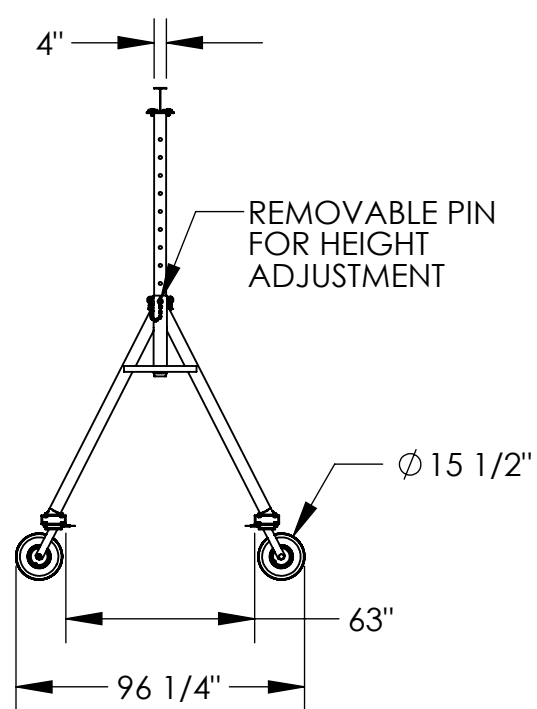


# ADJ. STEEL GANTRY CRANE WITH DUAL TIRE PNEUMATIC CASTERS - AHS-4-10-12-PNU

APPROX WEIGHT: 986.52 lbs.  
(DOES NOT INCLUDE WEIGHT  
OF POWER OR PACKAGING!!!)

\*\*\* ANY ADDITIONS, DELETIONS, OR OMISSIONS MUST BE CORRECTED ON THIS DRAWING AS THIS DRAWING WILL BE CONSIDERED ALL INCLUSIVE \*\*\*

ALL GRAPHICS PROVIDED ARE FOR REFERENCE ONLY. IF CERTAIN DIMENSIONS ARE CRITICAL PLEASE VERIFY THOSE DIMENSIONS WITH YOUR SALESPERSON



## STANDARD FEATURES

MODEL NUMBER IS AHS-4-10-12-PNU  
CAPACITY IS 4,000 LBS.

BASE WIDTH IS 96 1/4"

MAX OVERALL HEIGHT IS 164"

I-BEAM HEIGHT IS 8 1/8"

I-BEAM WIDTH IS 4"

OVERALL I-BEAM LENGTH IS 119 3/4"

USABLE I-BEAM LENGTH IS 89 3/4"

ADJUSTABLE UNDER I-BEAM HEIGHT

102" MIN

156" MAX

HEIGHT IS ADJUSTABLE IN 6" INCREMENTS

(4) Ø 15 1/2" DUAL TIRE PNEUMATIC CASTERS

(SWIVEL WITH (4) LOCKING POSITIONS)

-PNU MODELS ARE 12" TALLER THAN STANDARD

AHS UNITS OF THE SAME HEIGHT DESIGNATION

DURABLE LIQUID PAINT BLUE FINISH

## SPECIAL FEATURES

NONE

DIMENSION TOLERANCE  $\pm 1/4"$

APPROVAL

I, THE UNDERSIGNED, AGREE THAT THE PRODUCT AS REPRESENTED SATISFIES DESIGN AND DIMENSION REQUIREMENTS. I ALSO ACKNOWLEDGE MY DUTY TO CONFIRM PRODUCT AND INSTALLATION COMPLIANCE WITH ALL APPLICABLE FEDERAL, STATE AND LOCAL REGULATIONS AND STANDARDS.

**UNITS REQUIRING APPROVAL DRAWINGS OR MODIFIED ARE NON-RETURNABLE**

[ ] As drawn [ ] As marked

Signed: \_\_\_\_\_ Date: \_\_\_\_\_

Printed Name: \_\_\_\_\_

LEAD TIME WILL START UPON RECEIPT OF SIGNED APPROVAL DRAWING

DISTRIBUTOR'S NAME:

VESTIL MANUFACTURING

DRAWN BY: MTS

DATE: 01/29/2021

REFERENCE: X

SCALE: 1:64

QUOTED LEAD TIME: X

QUOTE # X

P.O.# X

W.O.# X

SALES: X

FILE NAME:

28-007-486