




ADJ WORK-MATE STAND - MODEL: AHW-H-2448

APPROX WEIGHT: 73.85 lbs.
DOES NOT INCLUDE WEIGHT OF POWER OR PACKAGING!!!

*** ANY ADDITIONS, DELETIONS, OR OMISSIONS MUST BE CORRECTED ON THIS DRAWING AS THIS DRAWING WILL BE CONSIDERED ALL INCLUSIVE ***
ALL GRAPHICS PROVIDED ARE FOR REFERENCE ONLY. IF CERTAIN DIMENSIONS ARE CRITICAL PLEASE VERIFY THOSE DIMENSIONS WITH YOUR SALESPERSON



STANDARD FEATURES

- MODEL NUMBER : AHW-H-2448
- CAPACITY: 500LBS
- DECK WIDTH: 23 1/2"
- DECK LENGTH: 48 3/4"
- RAISED HEIGHT: 16 1/2"
- LOWERED HEIGHT: 10 1/2"
- ALL STEEL CONSTRUCTION
(ASTM A-36 MIN.)
WITH WELDING TO MEET AWS.
- TOUGH BAKED IN POWDER
COATED YELLOW FINISH

SPECIAL FEATURES

NONE

DIMENSION TOLERANCE $\pm 1/4"$

APPROVAL

I, THE UNDERSIGNED, AGREE THAT THE PRODUCT AS REPRESENTED SATISFIES DESIGN AND DIMENSION REQUIREMENTS. I ALSO ACKNOWLEDGE MY DUTY TO CONFIRM PRODUCT AND INSTALLATION COMPLIANCE WITH ALL APPLICABLE FEDERAL, STATE AND LOCAL REGULATIONS AND STANDARDS.
UNITS REQUIRING APPROVAL DRAWINGS OR MODIFIED ARE NON-RETURNABLE

As drawn As marked

Signed: _____ Date: _____

Printed Name: _____

LEAD TIME WILL START UPON RECEIPT OF SIGNED APPROVAL DRAWING

DISTRIBUTOR'S NAME:		P.O.#
VESTIL MANUFACTURING		X
DRAWN BY: MTS		DATE: 12/27/13
REFERENCE: X		SCALE: 1:10
QUOTED LEAD TIME: X		QUOTE # X
		FILE NAME: 14-007-228