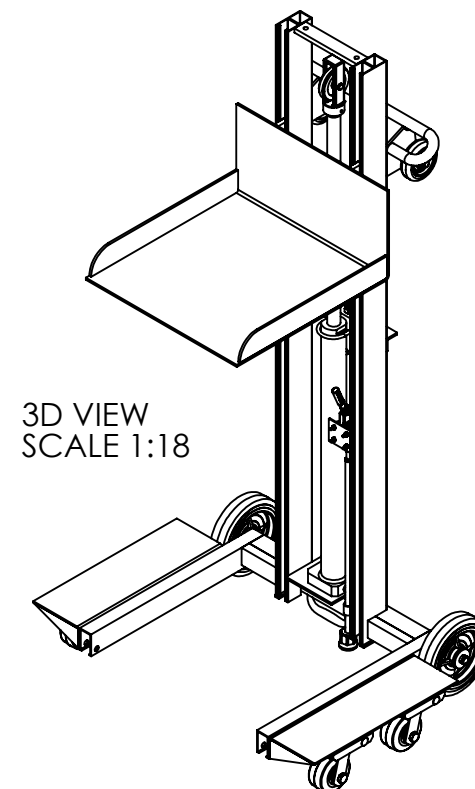
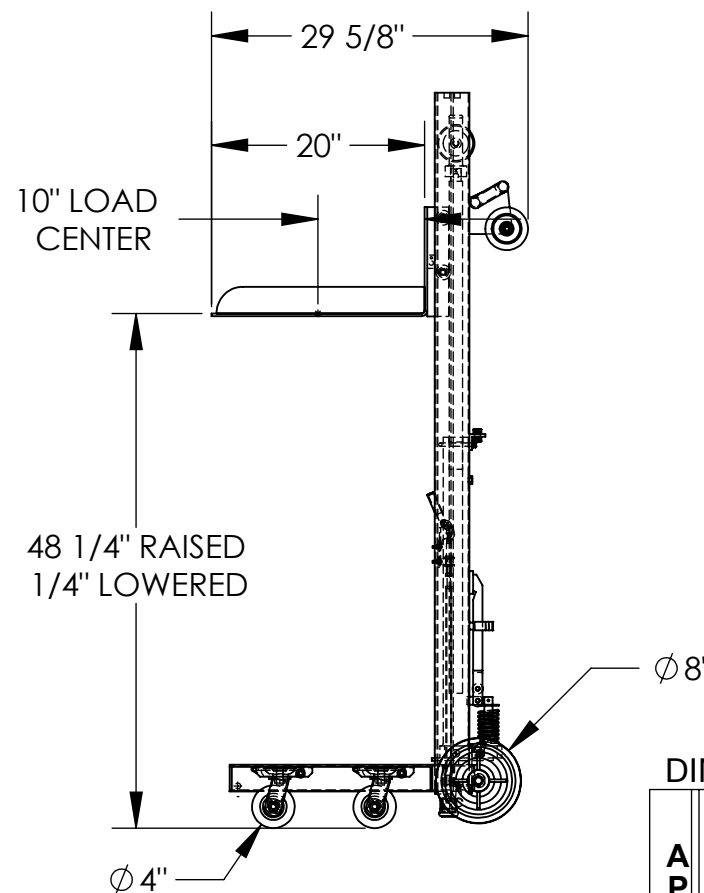
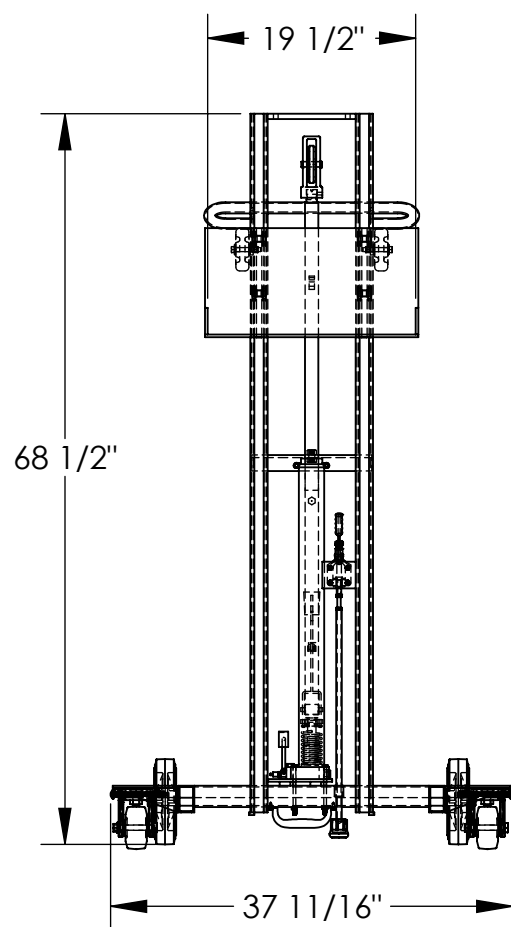


LOW PROFILE ALUMINUM LITE LOAD LIFT - ALLPH-500-4SFL

APPROX WEIGHT: 177.64 lbs.
DOES NOT INCLUDE WEIGHT OF POWER OR PACKAGING!!!

*** ANY ADDITIONS, DELETIONS, OR OMISSIONS MUST BE CORRECTED ON THIS DRAWING AS THIS DRAWING WILL BE CONSIDERED ALL INCLUSIVE ***

ALL GRAPHICS PROVIDED ARE FOR REFERENCE ONLY. IF CERTAIN DIMENSIONS ARE CRITICAL PLEASE VERIFY THOSE DIMENSIONS WITH YOUR SALESPERSON



STANDARD FEATURES

MODEL NUMBER: ALLPH-500-4SFL
CAPACITY: 400 LBS.
PLATFORM WIDTH: 19 1/2"
PLATFORM LENGTH: 20"
OVERALL WIDTH: 37 11/16"
OVERALL LENGTH: 29 5/8"
OVERALL HEIGHT: 68 1/2"
RAISED HEIGHT: 48 1/4"
LOWERED HEIGHT: 1/4"
FOOT PUMP OPERATION
INCLUDES FLOOR LOCK
ALUMINUM CONSTRUCTION

SPECIAL FEATURES

NONE

DIMENSION TOLERANCE $\pm 1/4$ "

APPROVAL

I, THE UNDERSIGNED, AGREE THAT THE PRODUCT AS REPRESENTED SATISFIES DESIGN AND DIMENSION REQUIREMENTS. I ALSO ACKNOWLEDGE MY DUTY TO CONFIRM PRODUCT AND INSTALLATION COMPLIANCE WITH ALL APPLICABLE FEDERAL, STATE AND LOCAL REGULATIONS AND STANDARDS.
UNITS REQUIRING APPROVAL DRAWINGS OR MODIFIED ARE NON-RETURNABLE
[] As drawn [] As marked

Signed: _____ Date: _____

Printed Name: _____

LEAD TIME WILL START UPON RECEIPT OF SIGNED APPROVAL DRAWING

DISTRIBUTOR'S NAME:		P.O.#
VESTIL MANUFACTURING		X
DRAWN BY: WHR		W.O.#
DATE: 04/10/12		X
REFERENCE: X	SCALE: 1:18	SALES: X
QUOTED LEAD TIME: X	QUOTE # X	FILE NAME:
		42-007-017