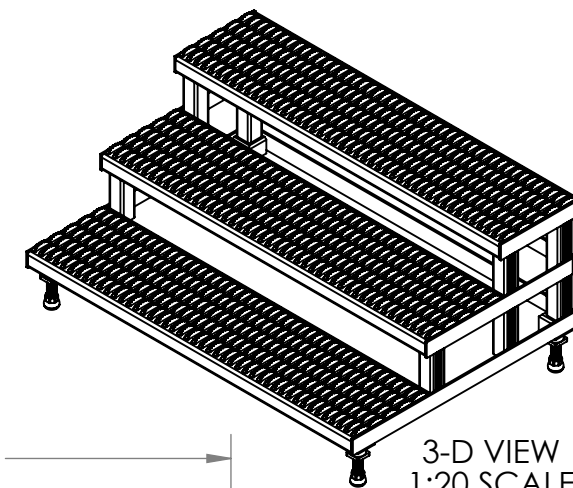


ADJUSTABLE STEP-MATE STAND, ALUMINUM - ASP-48-3-A

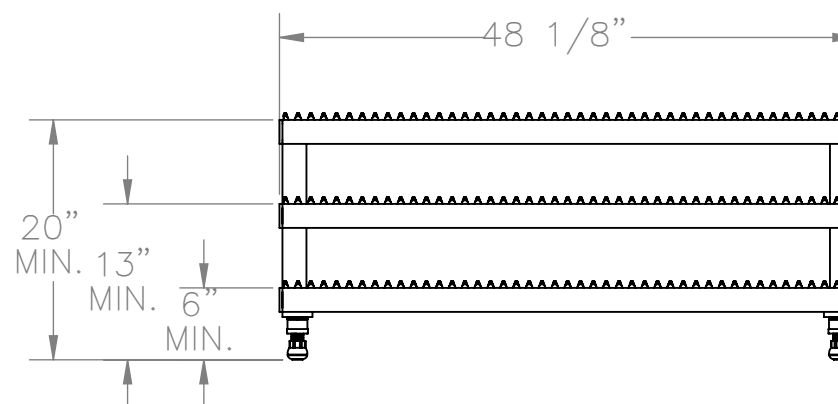
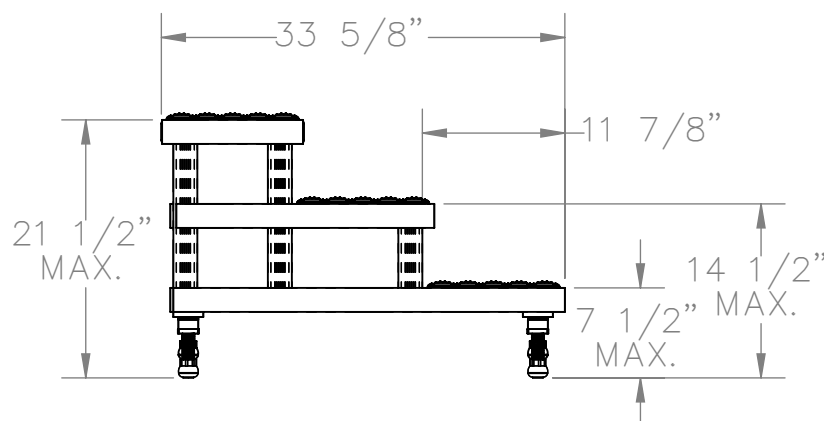
APPROX WEIGHT: 88.14 lbs.
DOES NOT INCLUDE WEIGHT OF POWER OR PACKAGING!!!

*** ANY ADDITIONS, DELETIONS, OR OMISSIONS MUST BE CORRECTED ON THIS DRAWING AS THIS DRAWING WILL BE CONSIDERED ALL INCLUSIVE ***

ALL GRAPHICS PROVIDED ARE FOR REFERENCE ONLY. IF CERTAIN DIMENSIONS ARE CRITICAL PLEASE VERIFY THOSE DIMENSIONS WITH YOUR SALESPERSON



3-D VIEW
1:20 SCALE



DIMENSION TOLERANCE $\pm 1/4"$

STANDARD FEATURES

MODEL NUMBER IS ASP-48-3-A

CAPACITY: 500 LBS

OVERALL WIDTH: 48 1/8"

OVERALL LENGTH: 33 5/8"

BOTTOM STEP HEIGHT: MIN. 6", MAX. 7 1/2"

MIDDLE STEP HEIGHT: MIN. 13", MAX. 14 1/2"

TOP STEP HEIGHT: MIN. 20", MAX. 21 1/2"

STEPS:

-SERRATED ALUMINUM 11 7/8" DEEP

LEGS:

-ADJUSTABLE

-ANTI-SLIP TIPS

ALUMINUM PLATFORM WITH POWDER

COATED STEEL LEGS

SPECIAL FEATURES

NONE

APPROVAL

I, THE UNDERSIGNED, AGREE THAT THE PRODUCT AS REPRESENTED SATISFIES DESIGN AND DIMENSION REQUIREMENTS. I ALSO ACKNOWLEDGE MY DUTY TO CONFIRM PRODUCT AND INSTALLATION COMPLIANCE WITH ALL APPLICABLE FEDERAL, STATE AND LOCAL REGULATIONS AND STANDARDS.

ANY MODIFIED UNITS ARE NON-RETURNABLE

☐ As drawn ☐ As marked

Signed: _____ Date: _____

Printed Name: _____

LEAD TIME WILL START UPON RECEIPT OF SIGNED APPROVAL DRAWING

FOR INTERNAL USE ONLY
PROJECT SIGN OFF

SALES	
ENG.	
FAB.	
POWER	

DISTRIBUTOR'S NAME:

VESTIL MANUFACTURING

DRAWN BY: BJW

DATE: 5/21/2012

REFERENCE: X

SCALE: 1:16

QUOTED LEAD TIME: X

QUOTE #
X

P.O.# X

W.O.# X

SALES: X

FILE NAME:

14-007-163