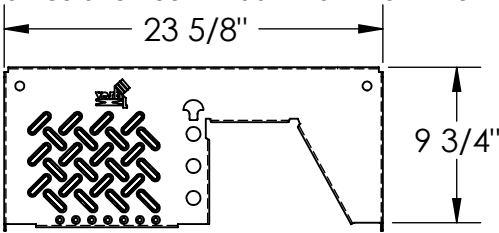


ALTERNATING TREAD STAIR - ATS-4-68-HDG

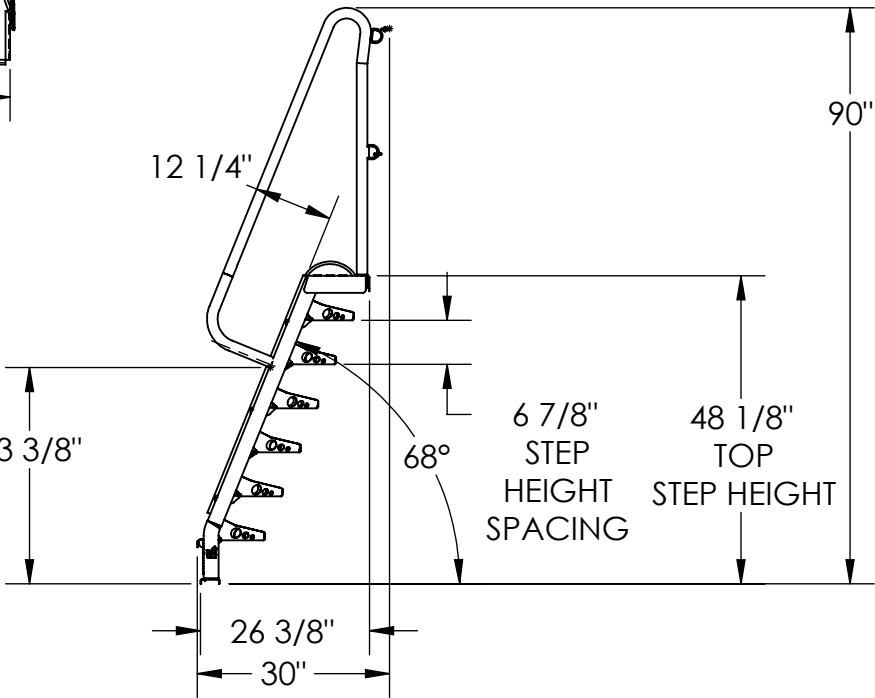
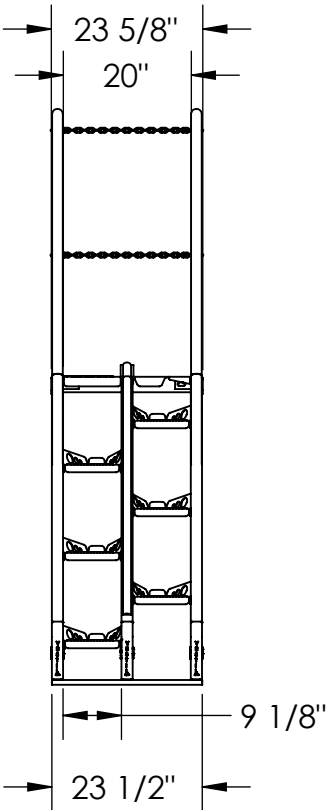
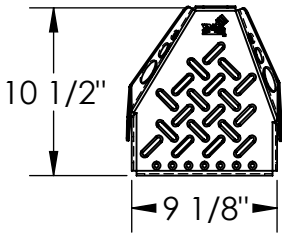
APPROX WEIGHT: 117.90 lbs.
DOES NOT INCLUDE WEIGHT OF POWER OR PACKAGING!!!

ANY ADDITIONS, DELETIONS, OR OMISSIONS MUST BE CORRECTED ON THIS DRAWING AS THIS DRAWING WILL BE CONSIDERED ALL INCLUSIVE



TOP STEP - SCALE: 1:12

STEP - SCALE: 1:12



ALL GRAPHICS PROVIDED ARE FOR REFERENCE ONLY. IF CERTAIN DIMENSIONS ARE CRITICAL PLEASE VERIFY THOSE DIMENSIONS WITH YOUR SALESPERSON

DIMENSION TOLERANCE ± 1/4"

- STANDARD FEATURES**
- MODEL NUMBER: ATS-4-68-HDG
 - CLIMB ANGLE: 68°
 - NUMBER OF STEPS: 7 (INCLUDING TOP STEP)
 - TOP STEP HEIGHT: 48 1/8"
 - STEP HEIGHT SPACING: 6 7/8"
 - HANDRAIL HEIGHT: 12 1/4"
 - OVERALL HEIGHT: 90"
 - OVERALL LENGTH: 30"
 - OVERALL WIDTH: 23 1/2"
 - CHAIN GATES AT TOP STEP
 - RUBBER BUMPER STRIP
 - MAX CAPACITY IS 350 LBS
 - HOT DIPPED GALVANIZED FINISH
 - HANDRAILS ARE TOUGH BAKED IN POWDER COATED YELLOW FINISH

SPECIAL FEATURES

NONE

APPROVAL	I, THE UNDERSIGNED, AGREE THAT THE PRODUCT AS REPRESENTED SATISFIES DESIGN AND DIMENSION REQUIREMENTS. I ALSO ACKNOWLEDGE MY DUTY TO CONFIRM PRODUCT AND INSTALLATION COMPLIANCE WITH ALL APPLICABLE FEDERAL, STATE AND LOCAL REGULATIONS AND STANDARDS.	
	UNITS REQUIRING APPROVAL DRAWINGS OR MODIFIED ARE NON-RETURNABLE	
	[] As drawn [] As marked	
	Signed: _____ Date: _____	
	Printed Name: _____	
	LEAD TIME WILL START UPON RECEIPT OF SIGNED APPROVAL DRAWING	

DISTRIBUTOR'S NAME:		P.O.#
VESTIL MANUFACTURING		X
W.O.#		X
DRAWN BY: TJH	DATE: 11/17/2021	SALES: X
REFERENCE: X	SCALE: 1:30	FILE NAME:
QUOTED LEAD TIME: X	QUOTE # X	44-007-758