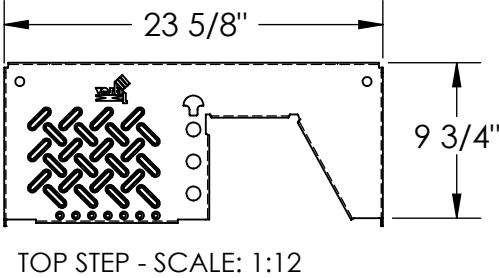


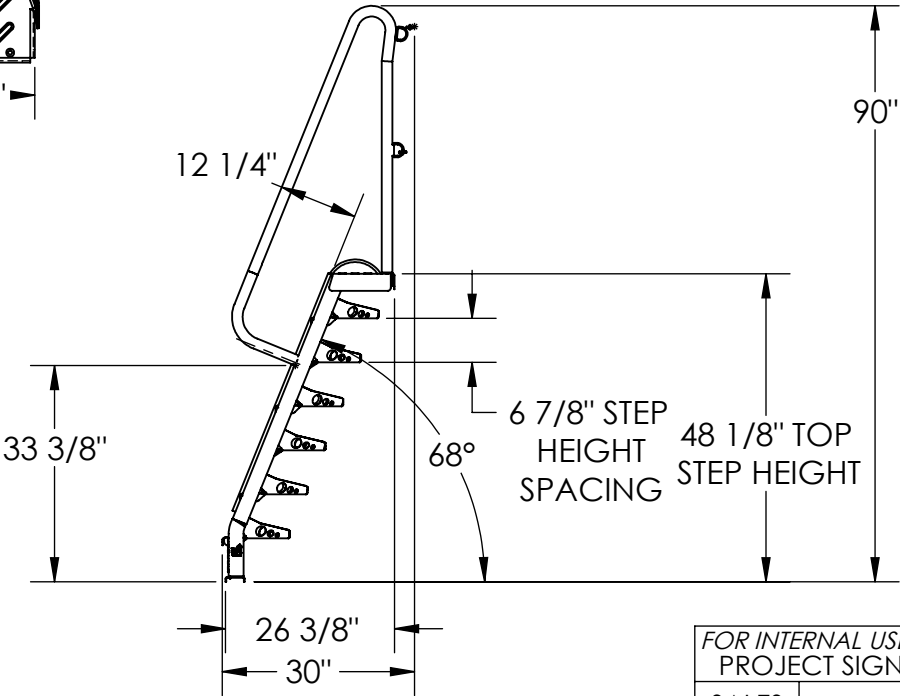
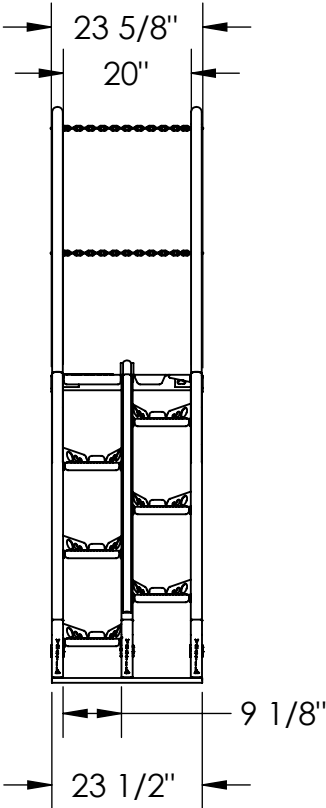
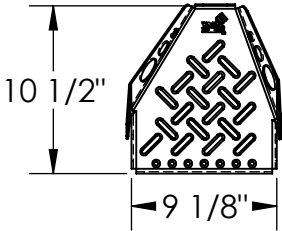
ALTERNATING TREAD STAIR - ATS-4-68

APPROX WEIGHT: 117.90 lbs.  
DOES NOT INCLUDE WEIGHT OF POWER OR PACKAGING!!!

\*\*\*ANY ADDITIONS, DELETIONS, OR OMISSIONS MUST BE CORRECTED ON THIS DRAWING AS THIS DRAWING WILL BE CONSIDERED ALL INCLUSIVE\*\*\*



STEP - SCALE: 1:12



ALL GRAPHICS PROVIDED ARE FOR REFERENCE ONLY. IF CERTAIN DIMENSIONS ARE CRITICAL PLEASE VERIFY THOSE DIMENSIONS WITH YOUR SALESPERSON

- STANDARD FEATURES**  
MODEL NUMBER: ATS-4-68  
CLIMB ANGLE: 68°  
NUMBER OF STEPS: 7  
(INCLUDING TOP STEP)  
TOP STEP HEIGHT: 48 1/8"  
STEP HEIGHT SPACING: 6 7/8"  
HANDRAIL HEIGHT: 12 1/4"  
OVERALL HEIGHT: 90"  
OVERALL LENGTH: 30"  
OVERALL WIDTH: 23 1/2"  
CHAIN GATES AT TOP STEP  
RUBBER BUMPER STRIP  
MAX CAPACITY IS 350 LBS  
TOUGH BAKED IN POWDER  
COATED YELLOW FINISH

**SPECIAL FEATURES**  
NONE

FOR INTERNAL USE ONLY PROJECT SIGN OFF	
SALES	
ENG.	
FAB.	
POWER	

DIMENSION TOLERANCE ± 1/4"

APPROVAL	I, THE UNDERSIGNED, AGREE THAT THE PRODUCT AS REPRESENTED SATISFIES DESIGN AND DIMENSION REQUIREMENTS. I ALSO ACKNOWLEDGE MY DUTY TO CONFIRM PRODUCT AND INSTALLATION COMPLIANCE WITH ALL APPLICABLE FEDERAL, STATE AND LOCAL REGULATIONS AND STANDARDS.	
	<b>ANY MODIFIED UNITS ARE NON-RETURNABLE</b>	
	[ ] As drawn      [ ] As marked	
	Signed: _____ Date: _____	
	Printed Name: _____	
LEAD TIME WILL START UPON RECEIPT OF SIGNED APPROVAL DRAWING		

DISTRIBUTOR'S NAME:		P.O.#
VESTIL MANUFACTURING		X
DRAWN BY: B.WOOD		W.O.#
DATE: 4/22/2009		X
REFERENCE: X	SCALE: 1:30	SALES: X
QUOTED LEAD TIME: X	QUOTE # X	FILE NAME: 44-007-253