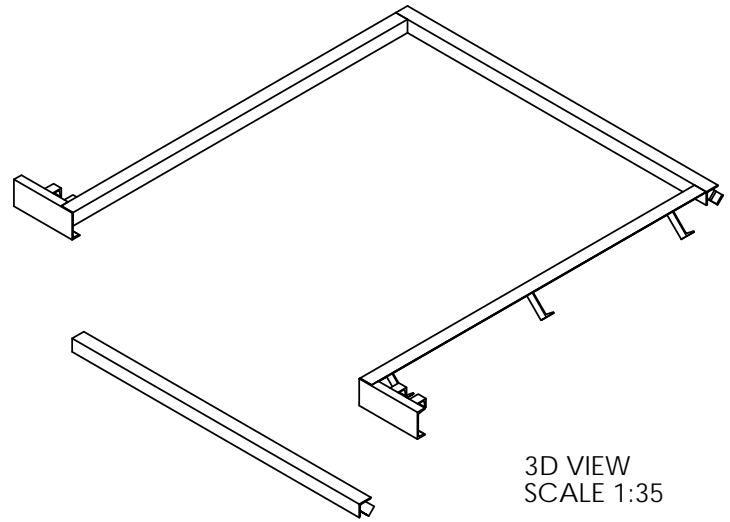
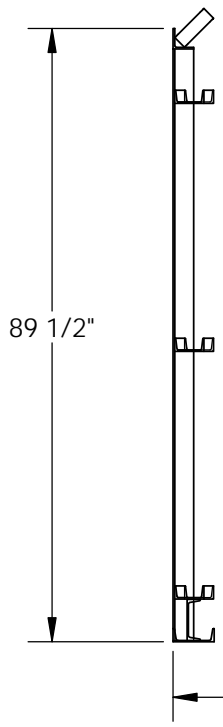
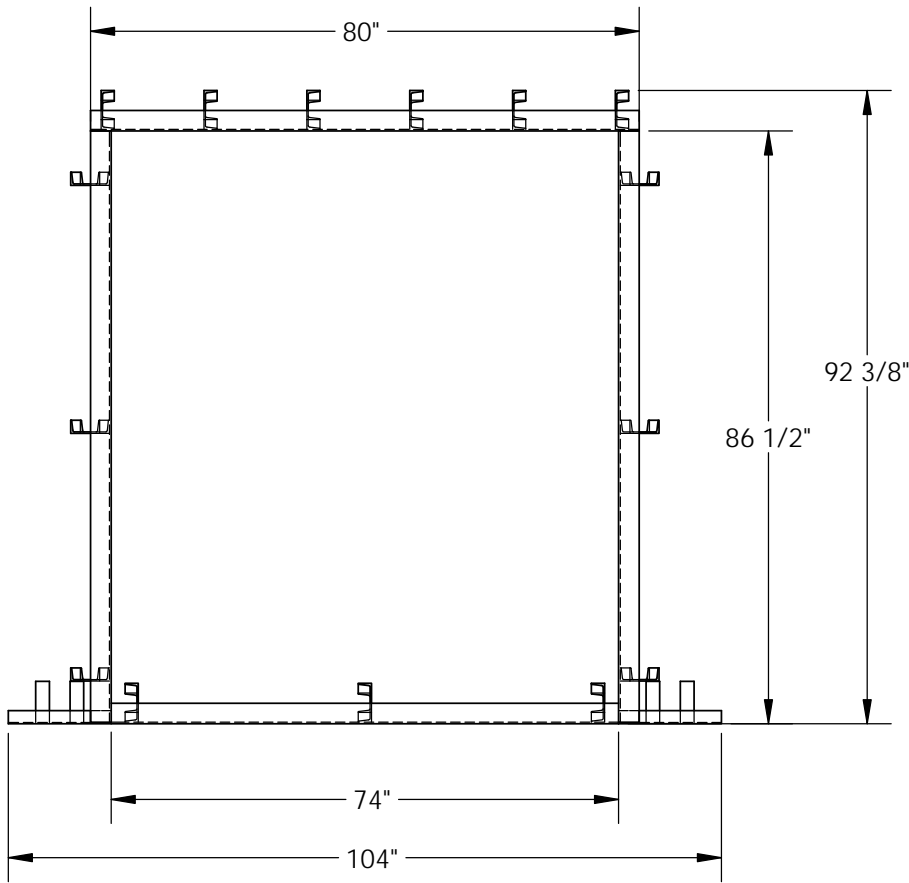


APPROX WEIGHT: 178.30 lbs.
DOES NOT INCLUDE WEIGHT OF POWER OR PACKAGING!!!

CURB ANGLE SET INSTALLATION - CAS-RU-800-F

*** ANY ADDITIONS, DELETIONS, OR OMISSIONS MUST BE CORRECTED ON THIS DRAWING AS THIS DRAWING WILL BE CONSIDERED ALL INCLUSIVE ***
ALL GRAPHICS PROVIDED ARE FOR REFERENCE ONLY. IF CERTAIN DIMENSIONS ARE CRITICAL PLEASE VERIFY THOSE DIMENSIONS WITH YOUR SALESPERSON



3D VIEW
SCALE 1:35

DIMENSION TOLERANCE ± 1/4"

STANDARD FEATURES

- MODEL NUMBER IS CAS-RU-800-F
- OVERALL WIDTH IS 104"
- USABLE WIDTH IS 74"
- OVERALL LENGTH IS 92 3/8"
- USABLE LENGTH IS 86 1/2"
- USABLE HEIGHT IS 28"

NOTE: UNIT SHIPS UNASSEMBLED.
ASSEMBLY TO BE COMPLETED BY THE INSTALLER

SPECIAL FEATURES

NONE

APPROVAL	I, THE UNDERSIGNED, AGREE THAT THE PRODUCT AS REPRESENTED SATISFIES DESIGN AND DIMENSION REQUIREMENTS. I ALSO ACKNOWLEDGE MY DUTY TO CONFIRM PRODUCT AND INSTALLATION COMPLIANCE WITH ALL APPLICABLE FEDERAL, STATE AND LOCAL REGULATIONS AND STANDARDS.	
	ANY MODIFIED UNITS ARE NON-RETURNABLE	
	[] As drawn [] As marked	
	Signed: _____ Date: _____	
	Printed Name: _____	

LEAD TIME WILL START UPON RECEIPT OF SIGNED APPROVAL DRAWING

FOR INTERNAL USE ONLY PROJECT SIGN OFF	
SALES	
ENG.	
FAB.	
POWER	

DISTRIBUTOR'S NAME:		P.O.#
VESTIL MANUFACTURING		X
W.O.#		X
DRAWN BY: TJM		DATE: 10/04/16
REFERENCE: X		SCALE: 1:28
QUOTED LEAD TIME: X		QUOTE #
		X
		FILE NAME:
		07-007-092