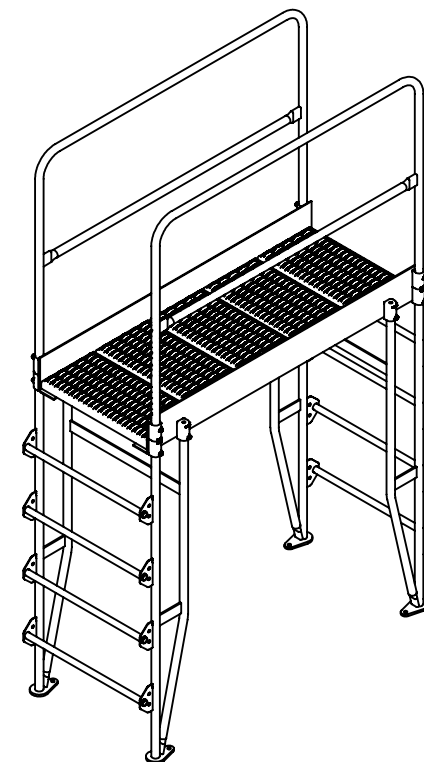
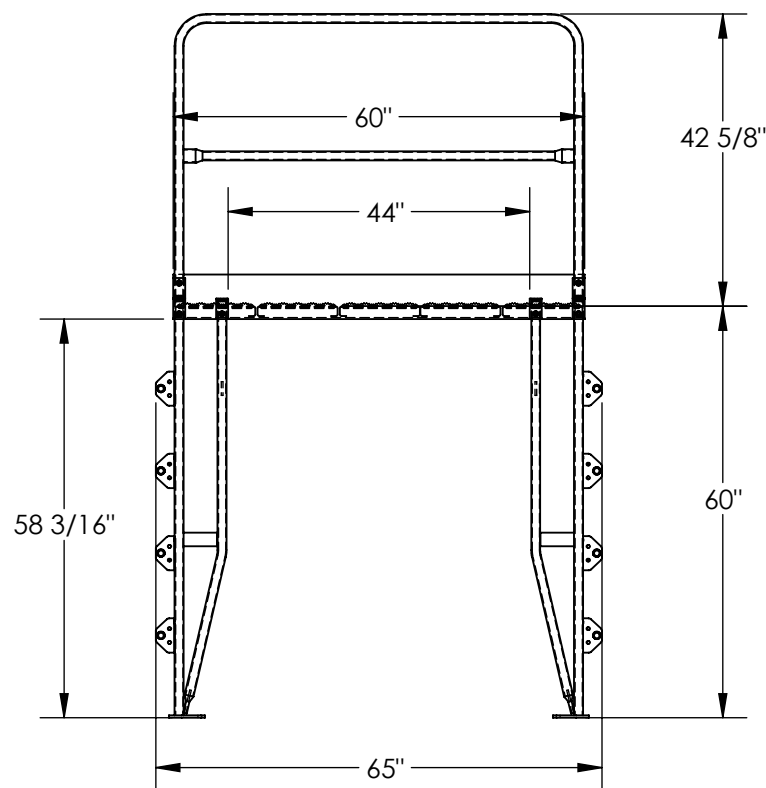
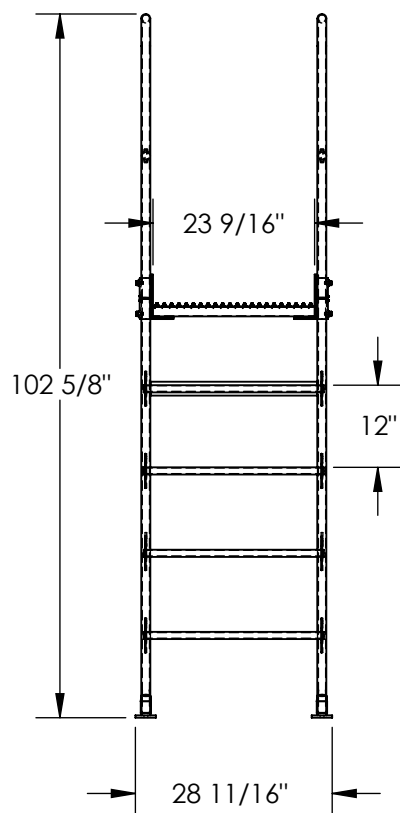


CROSS OVER LADDER, VERTICAL - COLV-5-58-44

APPROX WEIGHT: 306.15 lbs.
DOES NOT INCLUDE WEIGHT OF POWER OR PACKAGING!!!

*** ANY ADDITIONS, DELETIONS, OR OMISSIONS MUST BE CORRECTED ON THIS DRAWING AS THIS DRAWING WILL BE CONSIDERED ALL INCLUSIVE ***
ALL GRAPHICS PROVIDED ARE FOR REFERENCE ONLY. IF CERTAIN DIMENSIONS ARE CRITICAL PLEASE VERIFY THOSE DIMENSIONS WITH YOUR SALESPERSON



DIMENSION TOLERANCE $\pm 1/4$ "

NOTE

UNIT MUST BE ANCHORED TO THE FLOOR!!!
Ø9/16" MOUNTING HOLES
4 TOTAL MOUNTING HOLES PER STANDARD UNIT
1 MOUNTING HOLE PER CORNER BRACKET

SPECIAL FEATURES

NONE

APPROVAL

I, THE UNDERSIGNED, AGREE THAT THE PRODUCT AS REPRESENTED SATISFIES DESIGN AND DIMENSION REQUIREMENTS. I ALSO ACKNOWLEDGE MY DUTY TO CONFIRM PRODUCT AND INSTALLATION COMPLIANCE WITH ALL APPLICABLE FEDERAL, STATE AND LOCAL REGULATIONS AND STANDARDS.
UNITS REQUIRING APPROVAL DRAWINGS OR MODIFIED ARE NON-RETURNABLE
[] As drawn [] As marked

Signed: _____ Date: _____

Printed Name: _____

LEAD TIME WILL START UPON RECEIPT OF SIGNED APPROVAL DRAWING

DISTRIBUTOR'S NAME:		P.O.#
VESTIL MANUFACTURING		X
DRAWN BY: BCN		W.O.#
DATE: 5/21/2018		X
REFERENCE: X	SCALE: 1:28	SALES: X
QUOTED LEAD TIME: X	QUOTE # X	FILE NAME: 44-007-613

STANDARD FEATURES

MODEL NUMBER IS COLV-5-58-44
OVERALL SIZE IS
28 11/16"W x 65" L x 102 5/8" H
CLEARANCE SPAN IS 44" x 58 3/16"
TOP PLATFORM HEIGHT IS 60"
STEP HEIGHT SPACING IS 12"
STEP & PLATFORM WIDTH IS 23 9/16"
HANDRAIL HEIGHT IS 42 5/8"
PLATFORM LENGTH IS 60"
ALL PLATFORM STEPS ARE SERRATED STEEL
TOP HALF OF STEPS COVERED IN GRIP MATERIAL
KNOCK DOWN HANDRAILING
(UNIT SHIPS KNOCKED DOWN, ASSEMBLY REQUIRED)
UNIFORM CAPACITY IS 500 LBS
TOUGH BAKED IN POWDER COATED YELLOW FINISH