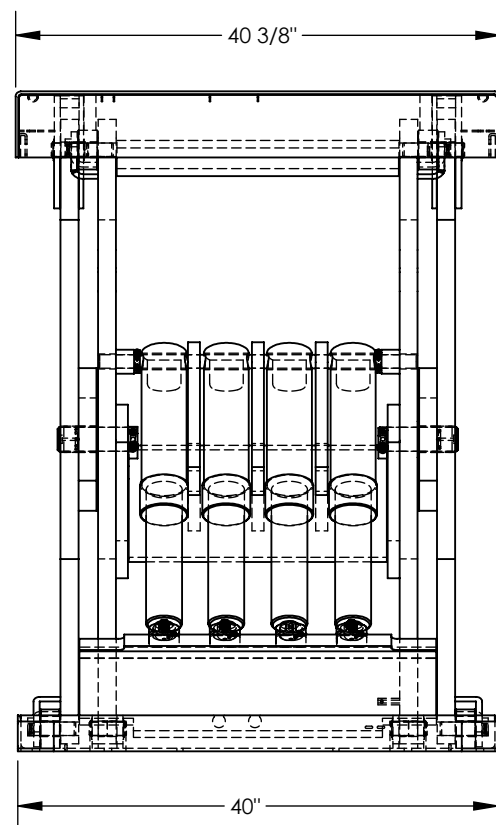
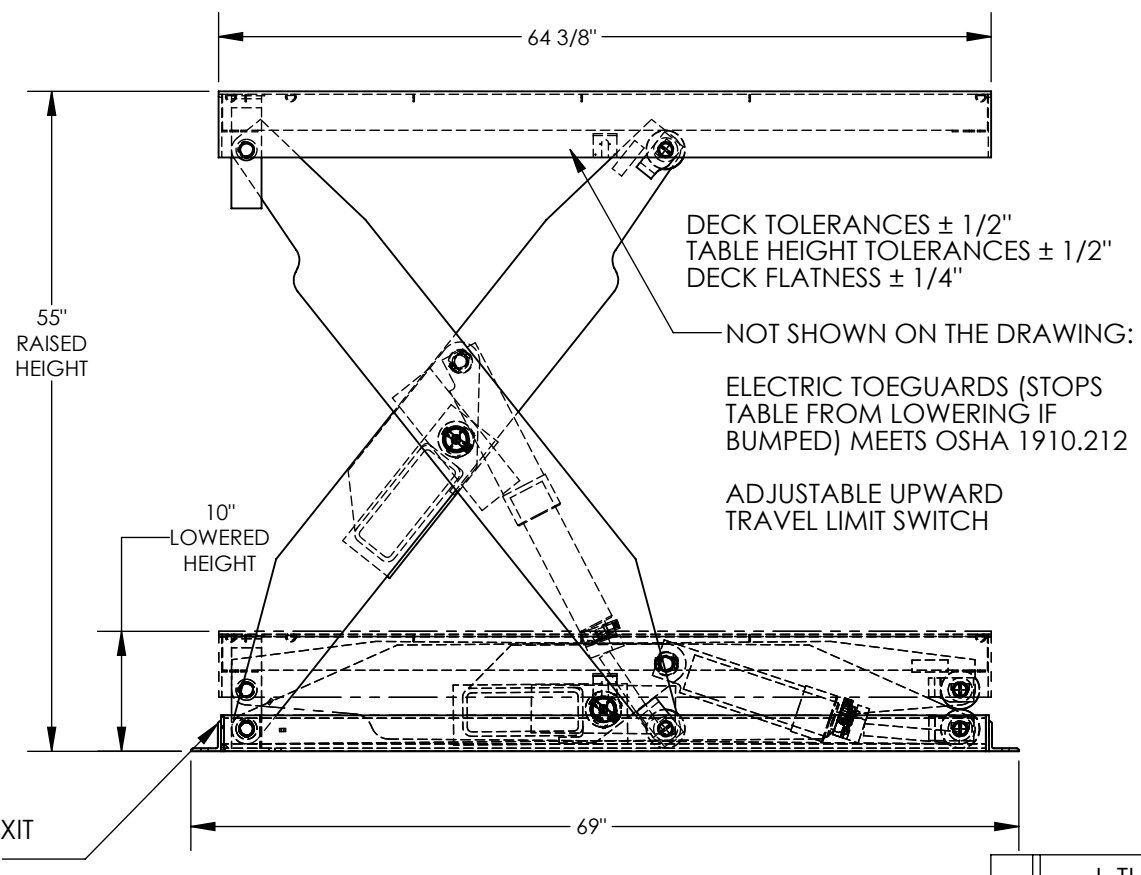


APPROX WEIGHT: 1837.33 lbs.
DOES NOT INCLUDE WEIGHT OF POWER OR PACKAGING!!!

ELECTRIC HYDRAULIC SCISSOR LIFT TABLE - EHLT-4064-12-55

*** ANY ADDITIONS, DELETIONS, OR OMISSIONS MUST BE CORRECTED ON THIS DRAWING AS THIS DRAWING WILL BE CONSIDERED ALL INCLUSIVE ***
ALL GRAPHICS PROVIDED ARE FOR REFERENCE ONLY. IF CERTAIN DIMENSIONS ARE CRITICAL PLEASE VERIFY THOSE DIMENSIONS WITH YOUR SALESPERSON

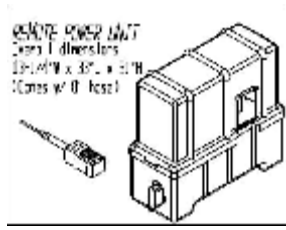


STANDARD FEATURES

MODEL NUMBER IS EHLT-4064-12-55
PLATFORM WIDTH IS 40 3/8"
PLATFORM LENGTH IS 64 3/8"
PLATFORM RAISED HEIGHT IS 55"
PLATFORM LOWERED HEIGHT IS 10"
TABLE CAPACITY (EVENLY DISTRIBUTED)
LOAD IS 12,000 LBS
CONTROL IS HANDHELD, 2 BUTTON, NEMA 4
PENDANT WITH 4'-20' CORD
SAFETY MAINTENANCE PROPS, DISPLACEMENT
STYLE CYLINDERS INSTALLED ROD DOWN
EMERGENCY SAFETY STOP HYDRAULIC FUSES
IN ALL CYLINDER
UNITS HAVE 2' TEST LEAD AND PIG TAIL
EXTERNAL POWER UNIT
DURABLE LIQUID PAINT BLUE FINISH

SPECIAL FEATURES

NONE



PLEASE CIRCLE SPECIFICATIONS:

POWER	AC	DC (12V)	AIR/OIL
MOTOR VOLTAGE	115	208	230 460
DEDICATED CIRCUIT REQUIRED 60Hz			
MOTOR PHASE	SINGLE	THREE	
CONTROL	HAND	FOOT	

DIMENSION TOLERANCE ± 1/4"

**A
P
P
R
O
V
A
L**

I, THE UNDERSIGNED, AGREE THAT THE PRODUCT AS REPRESENTED SATISFIES DESIGN AND DIMENSION REQUIREMENTS. I ALSO ACKNOWLEDGE MY DUTY TO CONFIRM PRODUCT AND INSTALLATION COMPLIANCE WITH ALL APPLICABLE FEDERAL, STATE AND LOCAL REGULATIONS AND STANDARDS.
UNITS REQUIRING APPROVAL DRAWINGS OR MODIFIED ARE NON-RETURNABLE
☐ As drawn ☐ As marked

Signed: _____ Date: _____

Printed Name: _____

LEAD TIME WILL START UPON RECEIPT OF SIGNED APPROVAL DRAWING

DISTRIBUTOR'S NAME:		P.O.#
VESTIL MANUFACTURING		X
DRAWN BY: DLS		W.O.#
DATE: 11/6/2014		X
REFERENCE: X	SCALE: 1:16	SALES: X
QUOTED LEAD TIME: X	QUOTE # X	FILE NAME:
		25-007-150-001