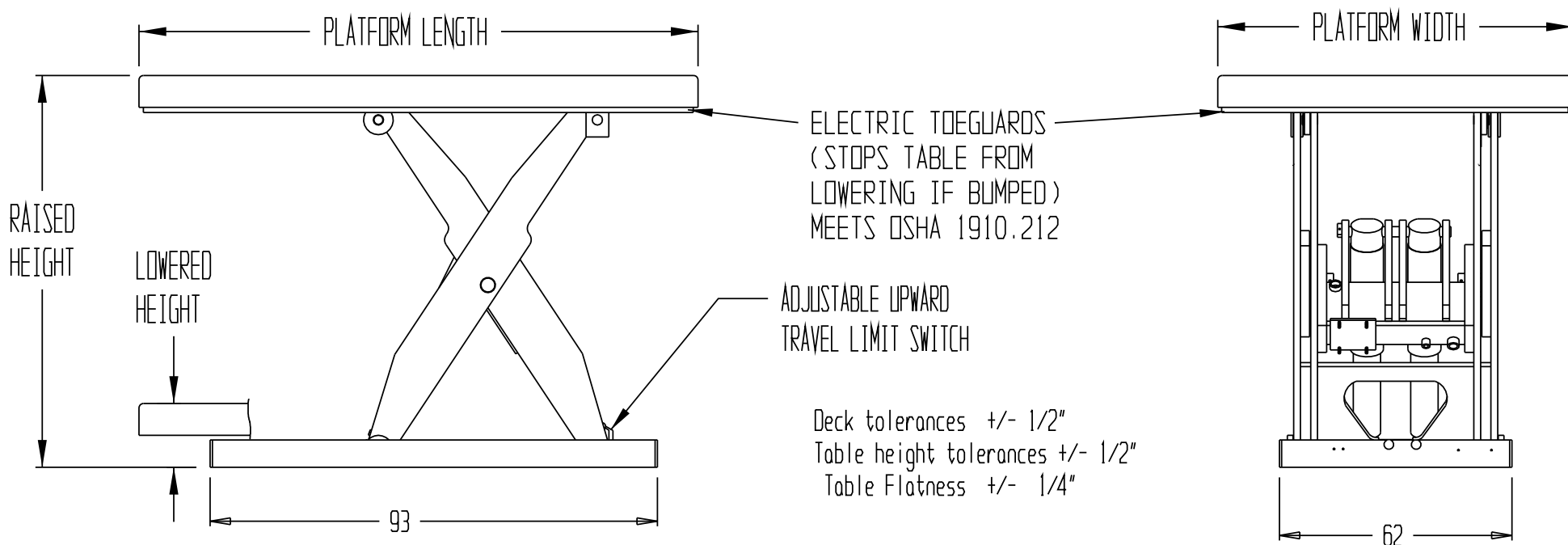


ELECTRIC HYDRAULIC SCISSOR TABLE EHLT-72120-8-70

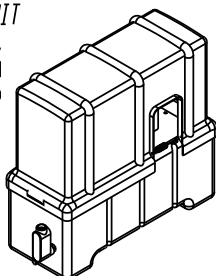



STANDARD FEATURES:

SCISSOR TABLE MODEL NUMBER IS EHLT-72120-8-70
 PLATFORM WIDTH IS 72 INCHES
 PLATFORM LENGTH IS 120 INCHES
 PLATFORM RAISED HEIGHT IS 70 INCHES
 PLATFORM LOWERED HEIGHT IS 10 INCHES
 TABLE CAPACITY (EVENLY DISTRIBUTED LOAD) IS 8,000 LBS.
 STANDARD CONTROL IS 24 VOLT WEATHERTIGHT HAND PENDANT ON 4'-20' CORD
 SAFETY MAINTENANCE PROPS, DISPLACEMENT STYLE CYLINDERS INSTALLED ROD DOWN
 EMERGENCY SAFETY STOP HYDRAULIC FUSES IN ALL CYLINDERS
 UNITS HAVE 2' TEST LEAD AND PIG TAIL

REMOTE POWER UNIT

Overall dimensions
 12"W x 30"L x 27"H
 (Comes w/ 8' hose)



PLEASE CIRCLE SPECIFICATIONS:

MOTOR VOLTAGE	208	230	460
---------------	-----	-----	-----

DEDICATED CIRCUIT REQUIRED

MOTOR PHASE - THREE

SPECIAL FEATURES:

NONE

All graphics provided are for reference only.
 If certain dimensions are critical please
 verify those dimensions with your salesperson

A P P R O V A L	I, THE UNDERSIGNED, AGREE THAT THE PRODUCT AS REPRESENTED SATISFIES DESIGN & DIMENSION REQUIREMENTS. I ALSO ACKNOWLEDGE MY DUTY TO CONFIRM PRODUCT & INSTALLATION COMPLIANCE WITH ALL APPLICABLE FEDERAL, STATE AND LOCAL REGULATIONS & STANDARDS.	
	ALL SPECIAL UNITS ARE NON-RETURNABLE	
	[] As drawn	[] As marked
	Signed: _____	Date: _____
LEAD TIME WILL START UPON RECEIPT OF SIGNED APPROVAL DRAWING		

Any additions, deletions or omissions must be corrected on this drawing, as this drawing will be considered all inclusive.

DISTRIBUTOR'S NAME: VESTIL MFG		P.O.#: _
DRAWN BY: _____		W.O.#: _
REFERENCE: _	DATE: _	SALES: _
QUOTED LEADTIME: _	SCALE: _	DRWG./FILE NAME: _
QUOTE #: _		