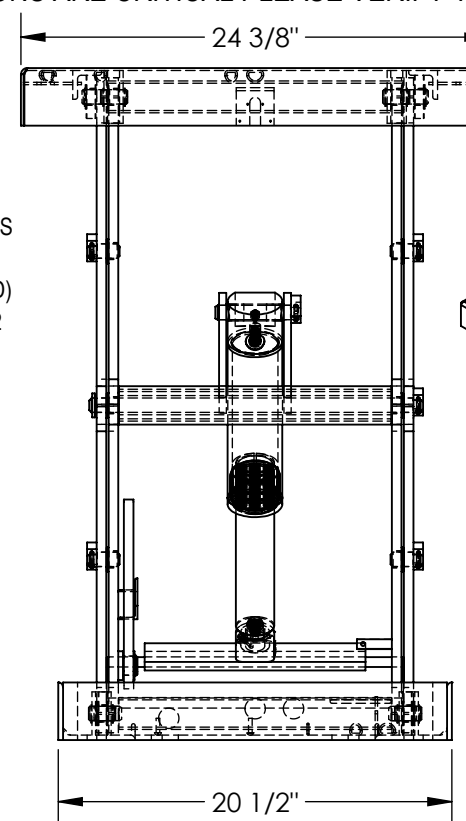
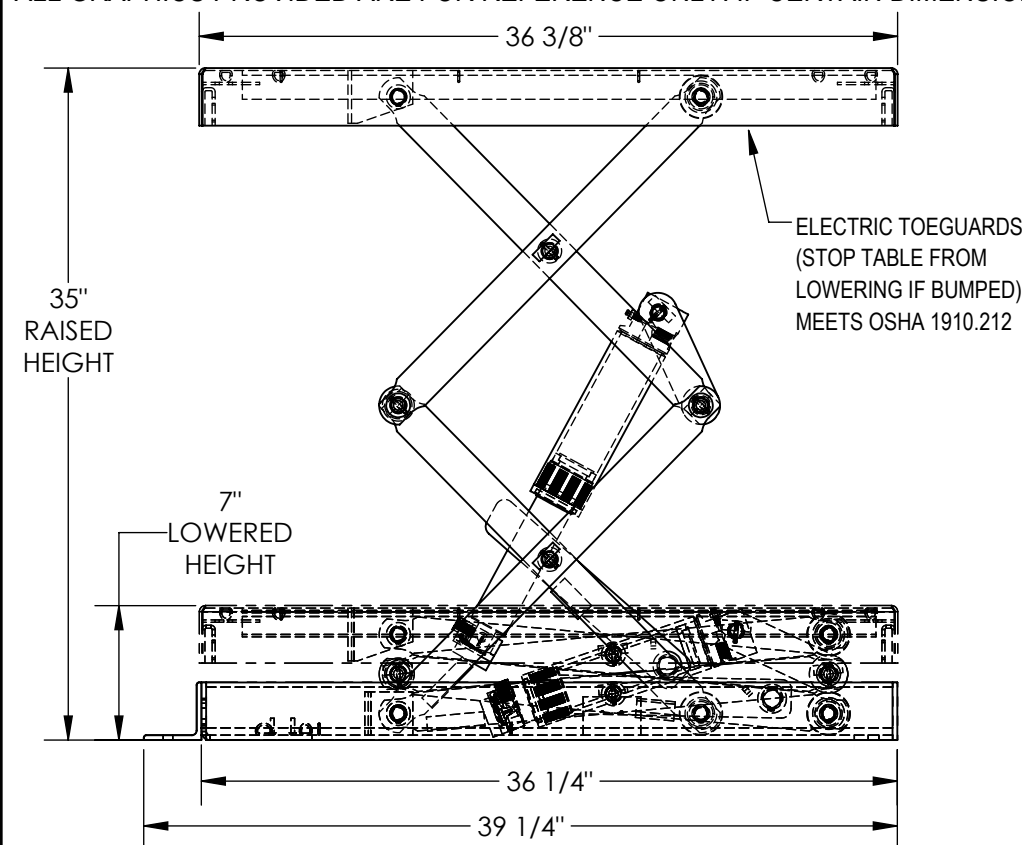


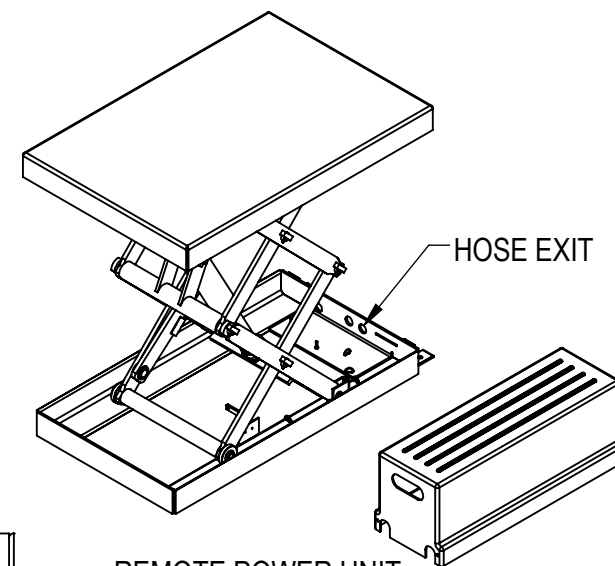
# SHORTY DOUBLE SCISSOR TABLE - EHLTSD-2436-1-35

APPROX WEIGHT: 229.58 lbs.  
DOES NOT INCLUDE WEIGHT OF POWER OR PACKAGING!!!

\*\*\* ANY ADDITIONS, DELETIONS, OR OMISSIONS MUST BE CORRECTED ON THIS DRAWING AS THIS DRAWING WILL BE CONSIDERED ALL INCLUSIVE \*\*\*  
ALL GRAPHICS PROVIDED ARE FOR REFERENCE ONLY. IF CERTAIN DIMENSIONS ARE CRITICAL PLEASE VERIFY THOSE DIMENSIONS WITH YOUR SALESPERSON



DECK TOLERANCE  $\pm 1/2$ "  
TABLE HEIGHT TOLERANCES  $\pm 1/2$ "  
DECK FLATNESS  $\pm 1/4$ "



REMOTE POWER UNIT:  
32 1/2" x 12" x 12 1/2" (L x W x H)  
WITH 8' HOSE & CABLE  
DIMENSION TOLERANCE  $\pm 1/4$ "

## STANDARD FEATURES

MODEL NUMBER IS EHLTSD-2436-1-35  
PLATFORM WIDTH: 24 3/8"  
PLATFORM LENGTH: 36 3/8"  
OVERALL WIDTH: 24 3/8"  
OVERALL LENGTH: 39 1/4"  
RAISED HEIGHT: 35"  
LOWERED HEIGHT: 7"  
CAPACITY (EVENLY DISTRIBUTED):  
LOAD IS 1,000 LBS  
EXTERNAL REMOTE POWER UNIT  
AC 460 V, 3-PHASE, 60 HZ.  
24V AC CONTROL VOLTAGE  
CONTROL IS HANDHELD, 2 BUTTON, NEMA 4  
PENDANT WITH MINIMUM 8' USABLE CORD  
SAFETY MAINTENANCE PROPS  
DISPLACEMENT STYLE CYLINDERS  
INSTALLED ROD DOWN  
OTHER VOLTAGES HAVE A 2' TEST LEAD  
EMERGENCY SAFETY STOP HYDRAULIC FUSE  
IN EACH CYLINDER  
UPPER TRAVEL LIMIT SWITCH  
ELECTRIC PINCH POINT GUARD  
DURABLE LIQUID PAINT BLUE FINISH

## PLEASE CIRCLE SPECIFICATIONS:

POWER	<input checked="" type="checkbox"/> AC	<input type="checkbox"/> DC (12V)	<input type="checkbox"/> AIR/OIL
MOTOR VOLTAGE	<input type="checkbox"/> 115	<input type="checkbox"/> 200	<input checked="" type="checkbox"/> 460
DEDICATED CIRCUIT REQUIRED 60HZ			
MOTOR PHASE	<input type="checkbox"/> SINGLE	<input checked="" type="checkbox"/> THREE	
CONTROL	<input checked="" type="checkbox"/> HAND	<input type="checkbox"/> FOOT	

## SPECIAL FEATURES

NONE

APPROVAL

I, THE UNDERSIGNED, AGREE THAT THE PRODUCT AS REPRESENTED SATISFIES DESIGN AND DIMENSION REQUIREMENTS. I ALSO ACKNOWLEDGE MY DUTY TO CONFIRM PRODUCT AND INSTALLATION COMPLIANCE WITH ALL APPLICABLE FEDERAL, STATE AND LOCAL REGULATIONS AND STANDARDS.  
**UNITS REQUIRING APPROVAL DRAWINGS OR MODIFIED ARE NON-RETURNABLE**  
[ ] As drawn [ ] As marked

Signed: \_\_\_\_\_ Date: \_\_\_\_\_

Printed Name: \_\_\_\_\_

LEAD TIME WILL START UPON RECEIPT OF SIGNED APPROVAL DRAWING

DISTRIBUTOR'S NAME:

VESTIL MANUFACTURING

DRAWN BY: CRA

DATE: 08/13/2019

REFERENCE: X

SCALE: 1:10

QUOTED LEAD TIME: X

QUOTE # X

P.O.# X

W.O.# X

SALES: X

FILE NAME:

26-007-501