

LOW PROFILE "U" TYPE ELECTRIC LIFT TABLE, EHU-3

**SPECIAL UNITS ARE NON-RETURNABLE
 *AVAILABLE AT ADDITIONAL COSTS

Deck tolerances +/- 1/2"
 Table height tolerances +/- 1/2"

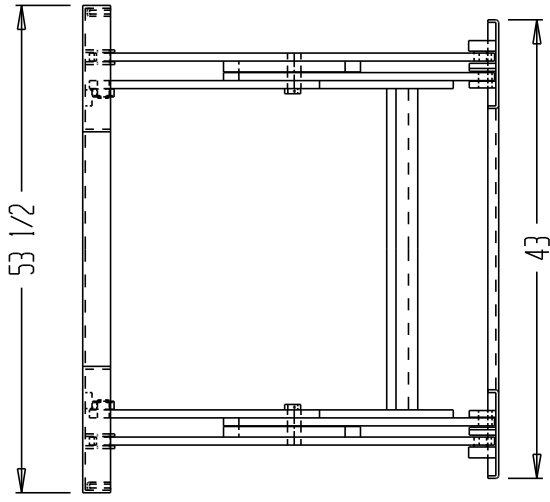
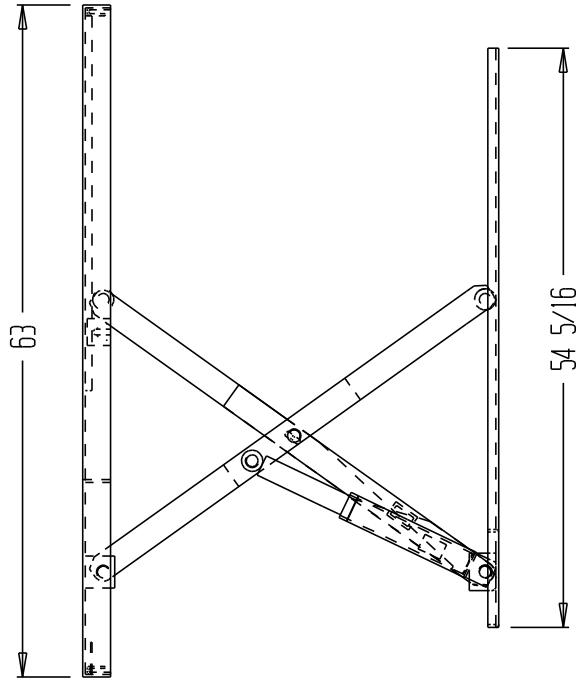
PRODUCTION WILL START UPON
 RECEIPT OF SIGNED APPROVAL
 DRAWING

STANDARD FEATURES

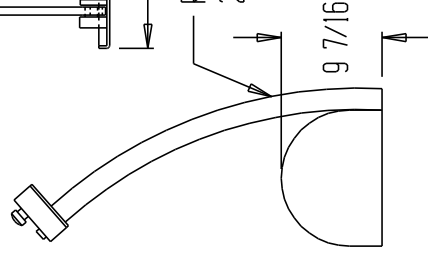
MODEL NUMBER: EHU-3
 CAPACITY: 3,000 LBS
 PLATFORM WIDTH: 53 1/2"
 PLATFORM LENGTH: 63"
 PLATFORM RAISED HEIGHT: 33 7/8"
 PLATFORM LOWERED HEIGHT: 4 1/8"
 STANDARD REMOTE POWER UNIT / CONTROL STATION
 115V AC SINGLE PHASE (ONLY)
 INCLUDES SAFETY MAINTENANCE PROPS
 WHEN PROPS ARE ENGAGED, OVERALL HEIGHT: 28"

SPECIAL FEATURES

NONE



REMOTE POWER UNIT / CONTROL STATION
 26 3/4" X 14 3/4" X 9 7/16" (L x W x H)



I, THE UNDERSIGNED, AGREE THAT THE PRODUCT AS REPRESENTED SATISFIES DESIGN & DIMENSION REQUIREMENTS. I ALSO ACKNOWLEDGE MY DUTY TO CONFIRM PRODUCT & INSTALLATION COMPLIANCE WITH ALL APPLICABLE FEDERAL, STATE AND LOCAL REGULATIONS & STANDARDS.
ANY MODIFIED UNITS ARE NON-RETURNABLE
 () As drawn () As marked
 Signed: _____ Date: _____
 Printed Name: _____

FOR INTERNAL USE ONLY PROJECT SIGN OFF	SALES
	ENG
	FAB.
	POWER

DISTRIBUTOR'S NAME: **VESTIL MANUFACTURING**
 P.O.#: -
 W.O.#: -
 DRAWN BY: -
 DATE: -
 SALES: -
 REFERENCE: -
 SCALE: 1:18
 QUOTE #.: -
 EHU-3

All graphics provided are for reference only.
 If certain dimensions are critical please verify those dimensions with your salesperson

Any additions, deletions or omissions must be corrected on this drawing, as this drawing will be considered all inclusive.

LEAD TIME WILL START UPON RECEIPT OF SIGNED APPROVAL DRAWING