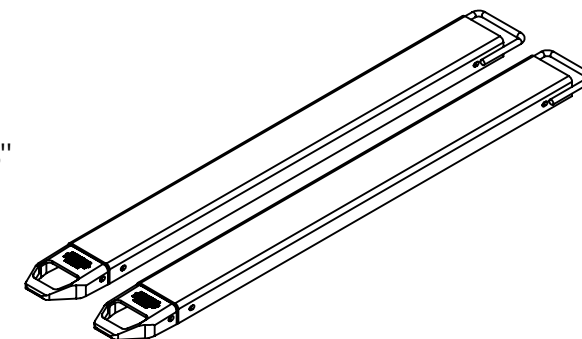
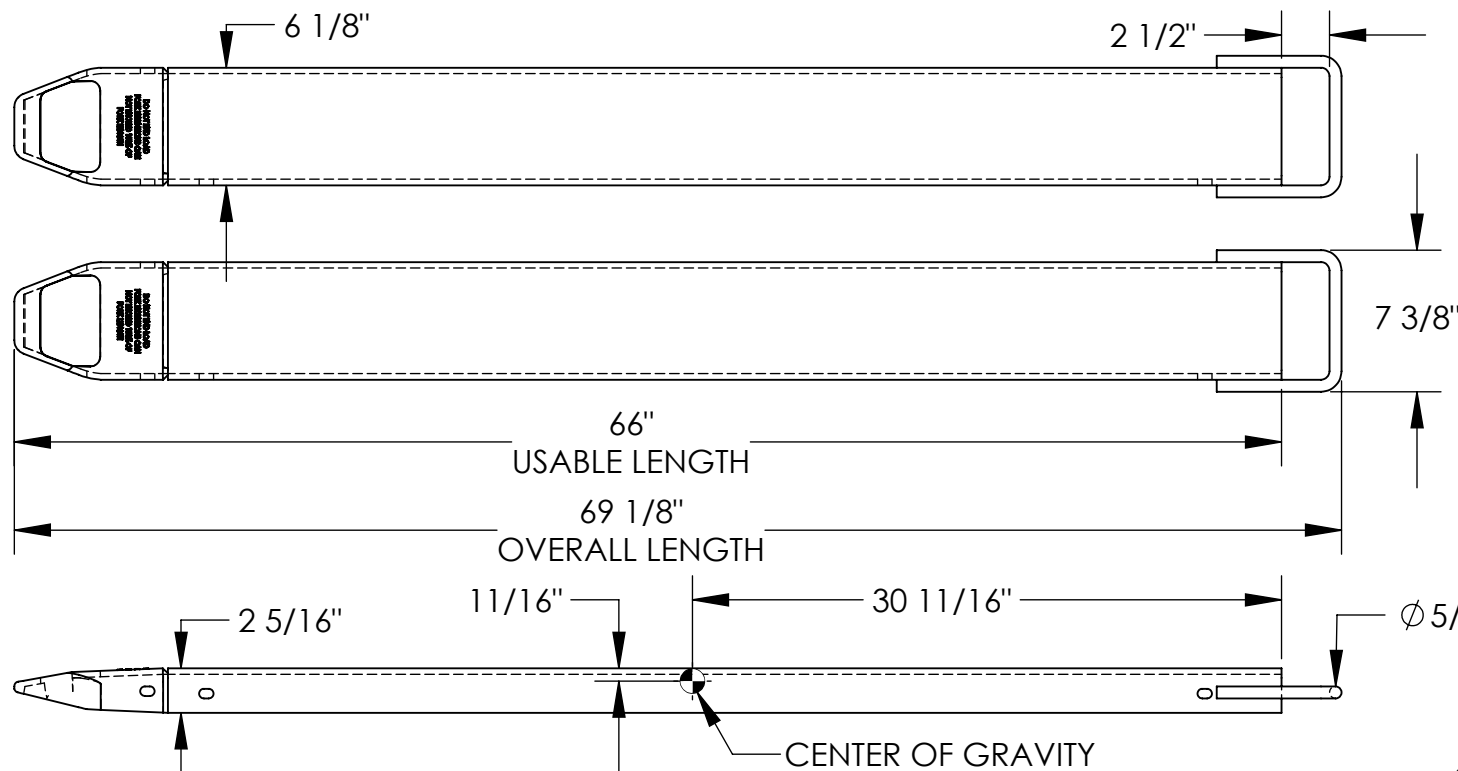


FORK EXTENSIONS - FE-5-66

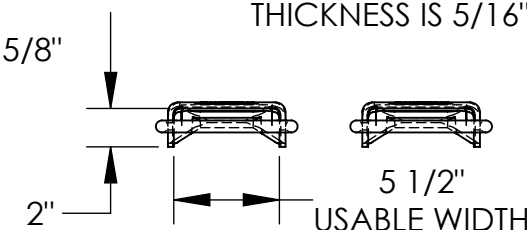
APPROX WEIGHT: 112.99 lbs.
DOES NOT INCLUDE WEIGHT OF POWER OR PACKAGING!!!

*** ANY ADDITIONS, DELETIONS, OR OMISSIONS MUST BE CORRECTED ON THIS DRAWING AS THIS DRAWING WILL BE CONSIDERED ALL INCLUSIVE ***

ALL GRAPHICS PROVIDED ARE FOR REFERENCE ONLY. IF CERTAIN DIMENSIONS ARE CRITICAL PLEASE VERIFY THOSE DIMENSIONS WITH YOUR SALESPERSON



FORK EXTENSION MATERIAL
THICKNESS IS 5/16"



DIMENSION TOLERANCE $\pm 1/4"$

STANDARD FEATURES

MODEL NUMBER: FE-5-66
FORK EXTENSION WIDTH: 6 1/8"
OVERALL WIDTH W/ LOOP: 7 3/8"
USABLE WIDTH: 5 1/2"
OVERALL LENGTH: 69 1/8"
USABLE LENGTH: 66"
FITS 5" WIDE x 2" MAX. THICKNESS FORK
SOLID STEEL CONSTRUCTION
TOUGH BAKED IN POWDER COATED YELLOW FINISH

SPECIAL FEATURES

NONE

APPROX. WEIGHT / LOST LOAD = 112.99 LBS. PER PAIR
MINIMUM EFFECTIVE THICKNESS = LESS THAN 1"
CAPACITY = 4,000 # PER PAIR, EVENLY DISTRIBUTED
FORK EXTENSIONS DO NOT INCREASE THE LOAD
CENTER OF EXISTING FORK TRUCK.
NEVER EXCEED LOAD CENTER RATING PER FORK
TRUCK MANUFACTURER'S GUIDELINES.
DO NOT USE THESE FORK EXTENSIONS IF LOAD WILL
EXCEED FORK TRUCK MANUFACTURER'S LOAD
CENTER RATING.
FORK EXTENSIONS MUST NOT EXCEED 150%
ORIGINAL FORK LENGTH.

APPROVAL

I, THE UNDERSIGNED, AGREE THAT THE PRODUCT AS
REPRESENTED SATISFIES DESIGN AND DIMENSION
REQUIREMENTS. I ALSO ACKNOWLEDGE MY DUTY TO
CONFIRM PRODUCT AND INSTALLATION
COMPLIANCE WITH ALL APPLICABLE FEDERAL, STATE
AND LOCAL REGULATIONS AND STANDARDS.
**UNITS REQUIRING APPROVAL DRAWINGS OR
MODIFIED ARE NON-RETURNABLE**
☐ As drawn ☐ As marked

Signed: _____ Date: _____

Printed Name: _____

LEAD TIME WILL START UPON RECEIPT OF SIGNED APPROVAL DRAWING

DISTRIBUTOR'S NAME:		P.O.#
VESTIL MANUFACTURING		X
W.O.#		X
DRAWN BY:	Q.WESTFALL	DATE: 9/19/06
REFERENCE:	X	SCALE: 1:10
QUOTED LEAD TIME:	X	QUOTE #
	X	08-007-086