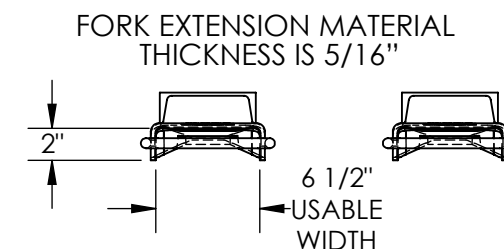
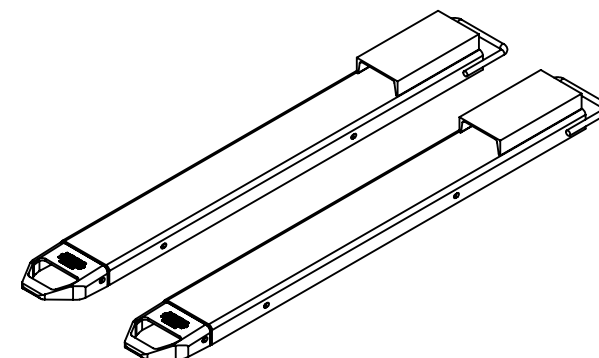
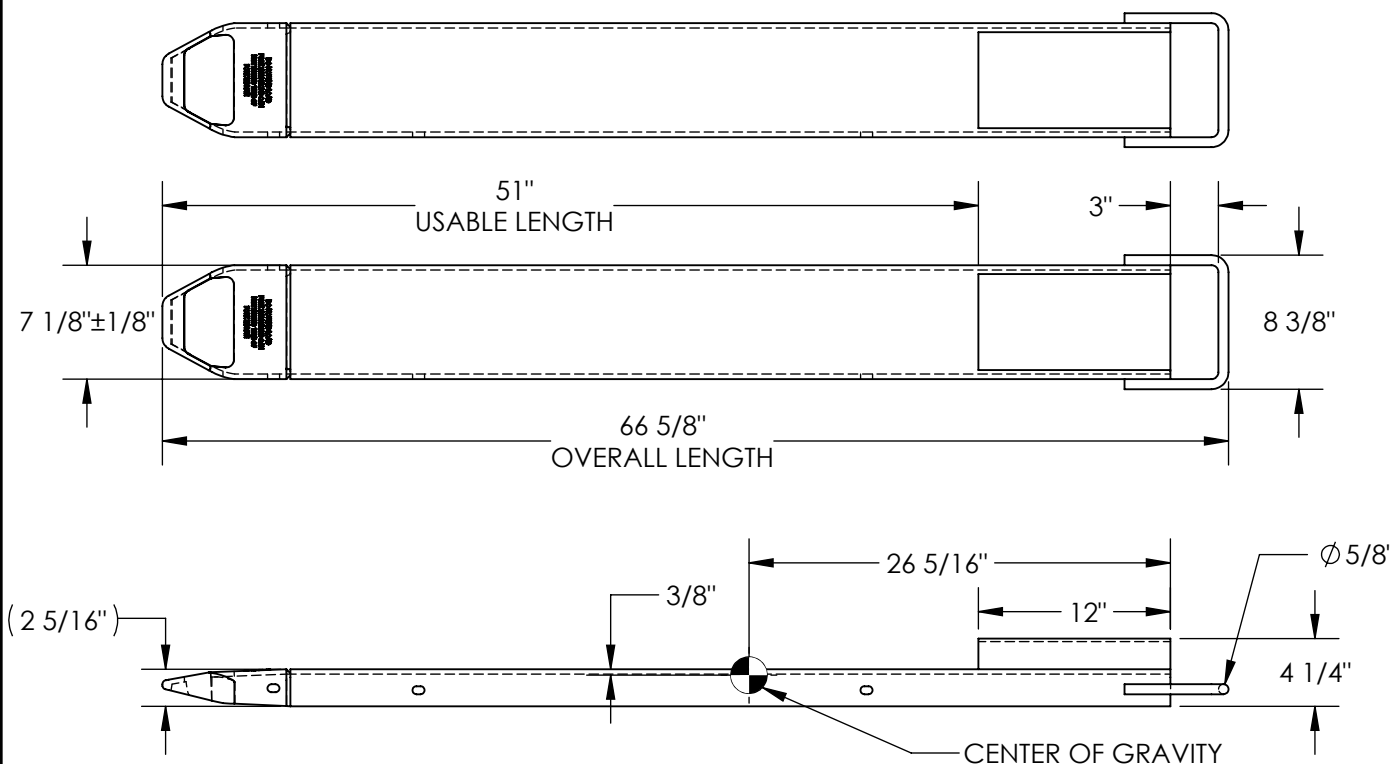


FORK EXTENSIONS- FE-6-63-RS

APPROX WEIGHT: 134.77 lbs.
DOES NOT INCLUDE WEIGHT OF POWER OR PACKAGING!!!

*** ANY ADDITIONS, DELETIONS, OR OMISSIONS MUST BE CORRECTED ON THIS DRAWING AS THIS DRAWING WILL BE CONSIDERED ALL INCLUSIVE ***

ALL GRAPHICS PROVIDED ARE FOR REFERENCE ONLY. IF CERTAIN DIMENSIONS ARE CRITICAL PLEASE VERIFY THOSE DIMENSIONS WITH YOUR SALESPERSON



STANDARD FEATURES

MODEL NUMBER IS FE-6-63-RS

OVERALL WIDTH IS 7 1/8"

OVERALL WIDTH W/LOOP IS 8 3/8"

USABLE WIDTH IS 6 1/2"

OVERALL LENGTH IS 66 5/8"

USABLE LENGTH IS 51"

OVERALL HEIGHT IS 4 1/4"

FITS 6" WIDE x 2 1/2" MAX. THICKNESS FORK

SOLID STEEL CONSTRUCTION

TOUGH BAKED IN POWDER COATED YELLOW FINISH

APPROX. WEIGHT / LOST LOAD = 134.77 LBS. PER PAIR

MINIMUM EFFECTIVE THICKNESS = LESS THAN 1"

CAPACITY = 4,000 # PER PAIR, EVENLY DISTRIBUTED

FORK EXTENSIONS DO NOT INCREASE THE LOAD

CENTER OF EXISTING FORK TRUCK.

NEVER EXCEED LOAD CENTER RATING PER FORK

TRUCK MANUFACTURER'S GUIDELINES.

DO NOT USE THESE FORK EXTENSIONS IF LOAD WILL

EXCEED FORK TRUCK MANUFACTURER'S LOAD

CENTER RATING.

FORK EXTENSIONS MUST NOT EXCEED 150%

ORIGINAL FORK LENGTH.

SPECIAL FEATURES

NONE

APPROVAL

I, THE UNDERSIGNED, AGREE THAT THE PRODUCT AS REPRESENTED SATISFIES DESIGN AND DIMENSION REQUIREMENTS. I ALSO ACKNOWLEDGE MY DUTY TO CONFIRM PRODUCT AND INSTALLATION COMPLIANCE WITH ALL APPLICABLE FEDERAL, STATE AND LOCAL REGULATIONS AND STANDARDS.

UNITS REQUIRING APPROVAL DRAWINGS OR MODIFIED ARE NON-RETURNABLE

[] As drawn [] As marked

Signed: _____ Date: _____

Printed Name: _____

LEAD TIME WILL START UPON RECEIPT OF SIGNED APPROVAL DRAWING

DISTRIBUTOR'S NAME:		P.O.#
VESTIL MANUFACTURING		X
W.O.#		X
DRAWN BY:	C.CLEMENS	DATE: 7/8/16
REFERENCE:	X	SCALE: 1:12
QUOTED LEAD TIME:	X	QUOTE # X
SALES:		X
FILE NAME:		08-007-384