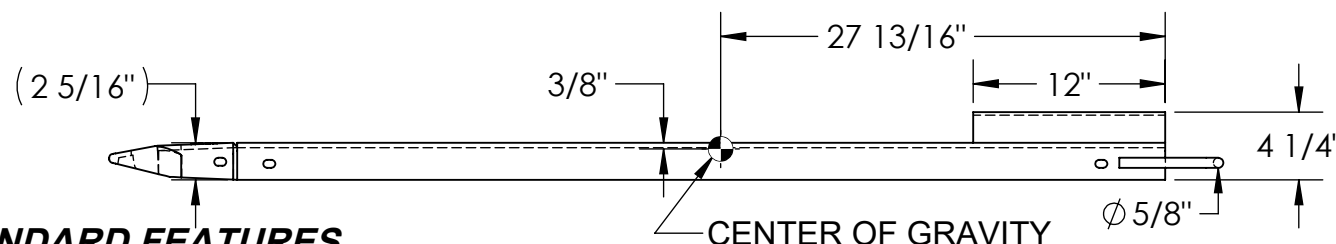
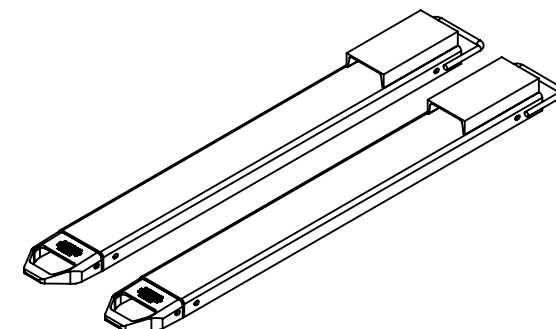
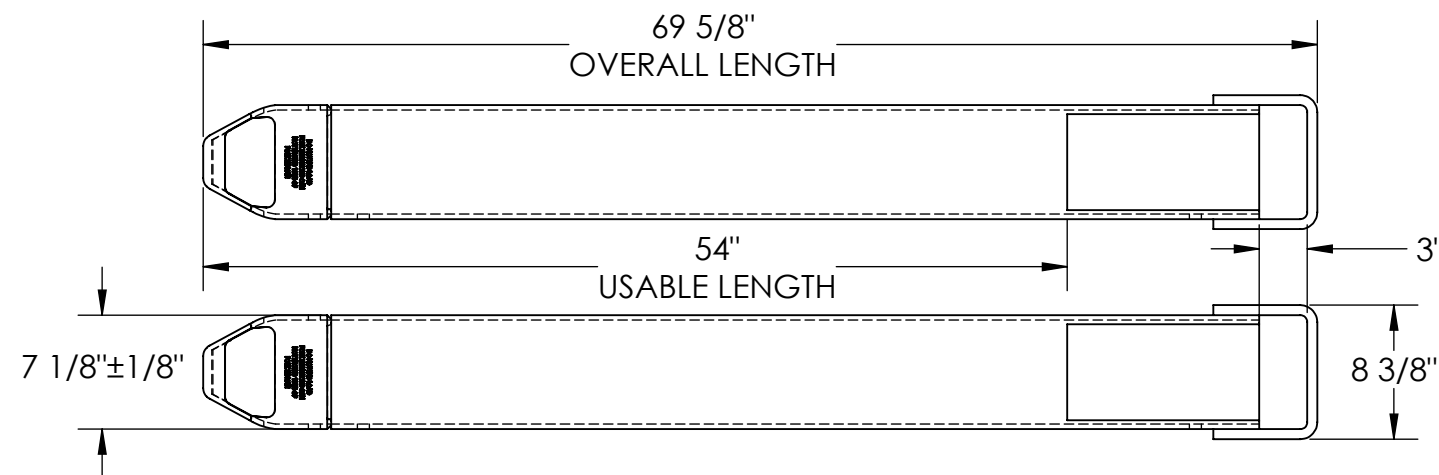


# FORK EXTENSIONS - FE-6-66-RS

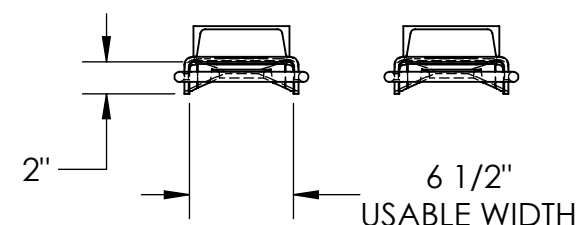
APPROX WEIGHT: 140.53 lbs.  
DOES NOT INCLUDE WEIGHT OF POWER OR PACKAGING!!!

\*\*\* ANY ADDITIONS, DELETIONS, OR OMISSIONS MUST BE CORRECTED ON THIS DRAWING AS THIS DRAWING WILL BE CONSIDERED ALL INCLUSIVE \*\*\*

ALL GRAPHICS PROVIDED ARE FOR REFERENCE ONLY. IF CERTAIN DIMENSIONS ARE CRITICAL PLEASE VERIFY THOSE DIMENSIONS WITH YOUR SALESPERSON



FORK EXTENSION MATERIAL  
THICKNESS IS 5/16"



## STANDARD FEATURES

MODEL NUMBER IS FE-66-RS

OVERALL WIDTH IS 7 1/8" ± 1/8"

OVERALL WIDTH W/ LOOP IS 8 3/8"

USABLE WIDTH IS 6 1/2"

OVERALL LENGTH IS 69 5/8"

USABLE LENGTH IS 54"

OVERALL HEIGHT IS 4 1/4"

FITS 6" WIDE x 2 1/2" MAX THICKNESS FORK

SOLID STEEL CONSTRUCTION

TOUGH BAKED IN POWDER COATED YELLOW FINISH

CENTER OF GRAVITY

## SPECIAL FEATURES

NONE

APPROX. WEIGHT / LOST LOAD = 140.53 LBS PER PAIR

MINIMUM EFFECTIVE THICKNESS = LESS THAN 1"

CAPACITY = 4,000# PER PAIR, EVENLY DISTRIBUTED

FORK EXTENSIONS DO NOT INCREASE THE LOAD

CENTER OF EXISTING FORK TRUCK.

NEVER EXCEED LOAD CENTER RATINGS PER FORK

TRUCK MANUFACTURER'S GUIDELINES.

DO NOT USE THESE FORK EXTENSIONS IF LOAD WILL

EXCEED FORK TRUCK MANUFACTURER'S LOAD

CENTER RATING.

FORK EXTENSIONS MUST NOT EXCEED 150%

ORIGINAL FORK LENGTH.

APPROVAL

I, THE UNDERSIGNED, AGREE THAT THE PRODUCT AS REPRESENTED SATISFIES DESIGN AND DIMENSION REQUIREMENTS. I ALSO ACKNOWLEDGE MY DUTY TO CONFIRM PRODUCT AND INSTALLATION COMPLIANCE WITH ALL APPLICABLE FEDERAL, STATE AND LOCAL REGULATIONS AND STANDARDS.

**UNITS REQUIRING APPROVAL DRAWINGS OR MODIFIED ARE NON-RETURNABLE**

☐ As drawn ☐ As marked

Signed: \_\_\_\_\_ Date: \_\_\_\_\_

Printed Name: \_\_\_\_\_

LEAD TIME WILL START UPON RECEIPT OF SIGNED APPROVAL DRAWING

DISTRIBUTOR'S NAME:

VESTIL MANUFACTURING

P.O.#

X

W.O.#

X

DRAWN BY: S. GINSBURG

DATE: 11/13/17

SALES: X

REFERENCE: X

SCALE: 1:12

FILE NAME:

QUOTED LEAD TIME: X

QUOTE # X

08-007-422