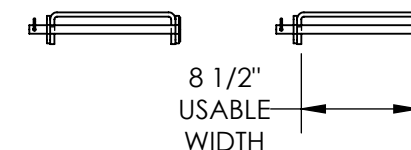
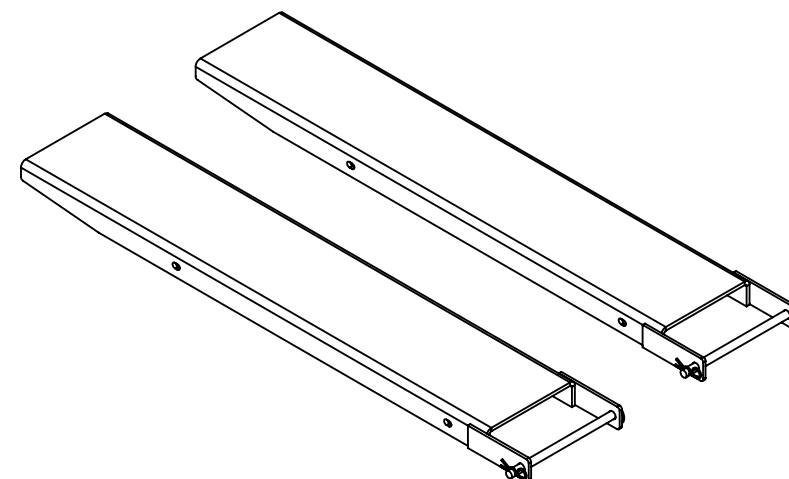
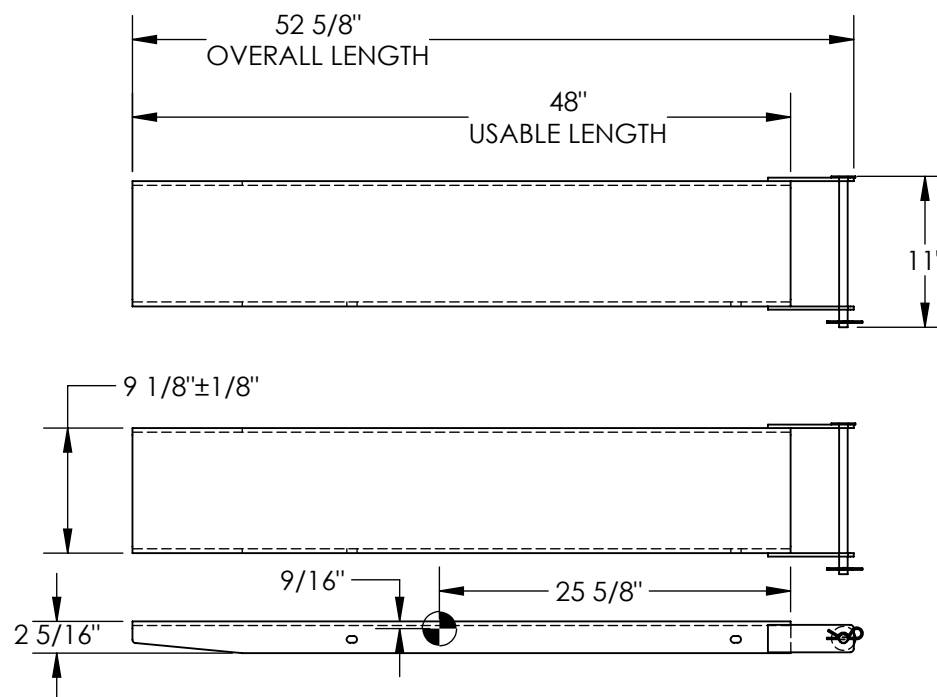


# FORK EXTENSIONS, PIN STYLE - FE-8-48-P

APPROX WEIGHT: 113.47 lbs.  
DOES NOT INCLUDE WEIGHT OF POWER OR PACKAGING!!!

\*\*\* ANY ADDITIONS, DELETIONS, OR OMISSIONS MUST BE CORRECTED ON THIS DRAWING AS THIS DRAWING WILL BE CONSIDERED ALL INCLUSIVE \*\*\*

ALL GRAPHICS PROVIDED ARE FOR REFERENCE ONLY. IF CERTAIN DIMENSIONS ARE CRITICAL PLEASE VERIFY THOSE DIMENSIONS WITH YOUR SALESPERSON



## STANDARD FEATURES

MODEL NUMBER: FE-8-48-P  
FORK EXTENSION WIDTH: 9 1/8"  
OVERALL WIDTH W/ RETAINING PIN: 11"  
USABLE WIDTH: 8 1/2"  
OVERALL LENGTH: 52 5/8"  
USABLE LENGTH: 48"  
DESIGNED TO FIT 8" WIDE x 2 1/2" THICKNESS FORK  
SOLID STEEL CONSTRUCTION  
TOUGH BAKED IN POWDER COATED YELLOW FINISH  
APPROX. WEIGHT / LOST LOAD = 113.47 LBS. PER PAIR  
MINIMUM EFFECTIVE THICKNESS = LESS THAN 1"  
CAPACITY = 4,000 # PER PAIR, EVENLY DISTRIBUTED  
FORK EXTENSIONS DO NOT INCREASE THE LOAD  
CENTER OF EXISTING FORK TRUCK.  
NEVER EXCEED LOAD CENTER RATING PER FORK  
TRUCK MANUFACTURER'S GUIDELINES.  
DO NOT USE THESE FORK EXTENSIONS IF LOAD WILL  
EXCEED FORK TRUCK MANUFACTURER'S LOAD  
CENTER RATING.  
FORK EXTENSIONS MUST NOT EXCEED 150%  
ORIGINAL FORK LENGTH

## SPECIAL FEATURES

NONE

DIMENSION TOLERANCE ± 1/4"

APPROVAL

I, THE UNDERSIGNED, AGREE THAT THE PRODUCT AS REPRESENTED SATISFIES DESIGN AND DIMENSION REQUIREMENTS. I ALSO ACKNOWLEDGE MY DUTY TO CONFIRM PRODUCT AND INSTALLATION COMPLIANCE WITH ALL APPLICABLE FEDERAL, STATE AND LOCAL REGULATIONS AND STANDARDS.  
**UNITS REQUIRING APPROVAL DRAWINGS OR MODIFIED ARE NON-RETURNABLE**  
[ ] As drawn [ ] As marked

Signed: \_\_\_\_\_ Date: \_\_\_\_\_

Printed Name: \_\_\_\_\_

LEAD TIME WILL START UPON RECEIPT OF SIGNED APPROVAL DRAWING

DISTRIBUTOR'S NAME:		P.O.#
VESTIL MANUFACTURING		X
DRAWN BY: CRA		W.O.#
DATE: 06/16/2017		X
REFERENCE: X	SCALE: 1:14	SALES: X
QUOTED LEAD TIME: X	QUOTE # X	FILE NAME: 08-007-412