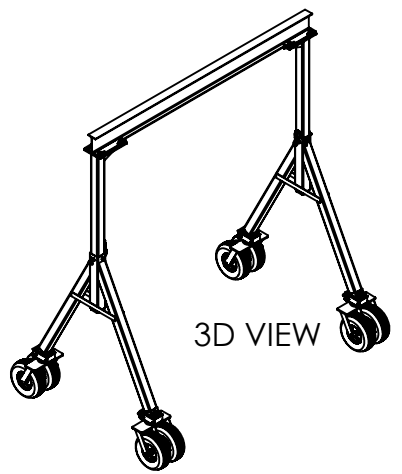
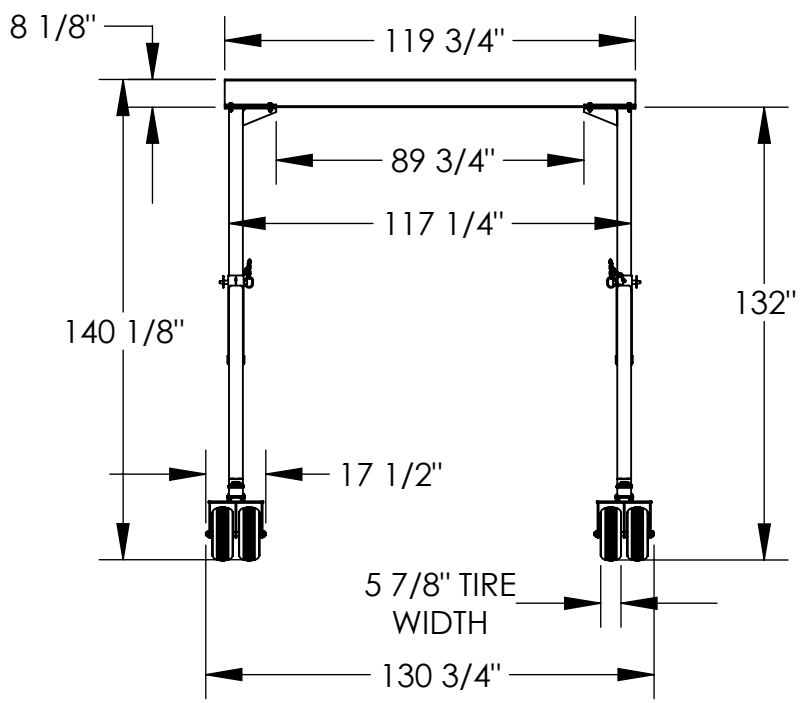
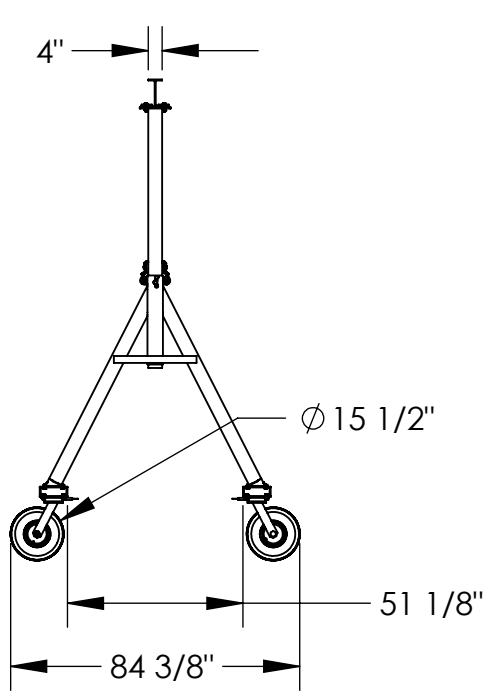


APPROX WEIGHT: 910.72 lbs.
(DOES NOT INCLUDE WEIGHT
OF POWER OR PACKAGING!!!)

FIXED STEEL GANTRY CRANE WITH DUAL TIRE PNEUMATIC CASTERS - FHS-4-10-PNU

*** ANY ADDITIONS, DELETIONS, OR OMISSIONS MUST BE CORRECTED ON THIS DRAWING AS THIS DRAWING WILL BE CONSIDERED ALL INCLUSIVE ***
ALL GRAPHICS PROVIDED ARE FOR REFERENCE ONLY. IF CERTAIN DIMENSIONS ARE CRITICAL PLEASE VERIFY THOSE DIMENSIONS WITH YOUR SALESPERSON



3D VIEW

DIMENSION TOLERANCE $\pm 1/4"$

STANDARD FEATURES

SPECIAL FEATURES

- MODEL NUMBER IS FHS-4-10-PNU
- CAPACITY IS 4,000 LBS.
- BASE WIDTH IS 84 3/8"
- OVERALL HEIGHT IS 140 1/8"
- I-BEAM HEIGHT IS 8 1/8"
- I-BEAM WIDTH IS 4"
- OVERALL I-BEAM LENGTH IS 119 3/4"
- USABLE I-BEAM LENGTH IS 89 3/4"
- UNDER I-BEAM HEIGHT 132"
- (4) $\phi 15 1/2"$ DUAL TIRE PNEUMATIC CASTERS (SWIVEL WITH (4) LOCKING POSITIONS)
- PNU MODELS ARE 12" TALLER THAN STANDARD
- FHS UNITS OF THE SAME HEIGHT DESIGNATION
- DURABLE LIQUID PAINT BLUE FINISH

NONE

A P P R O V A L	I, THE UNDERSIGNED, AGREE THAT THE PRODUCT AS REPRESENTED SATISFIES DESIGN AND DIMENSION REQUIREMENTS. I ALSO ACKNOWLEDGE MY DUTY TO CONFIRM PRODUCT AND INSTALLATION COMPLIANCE WITH ALL APPLICABLE FEDERAL, STATE AND LOCAL REGULATIONS AND STANDARDS.	
	UNITS REQUIRING APPROVAL DRAWINGS OR MODIFIED ARE NON-RETURNABLE	
	[] As drawn [] As marked	
	Signed: _____ Date: _____	
	Printed Name: _____	
	LEAD TIME WILL START UPON RECEIPT OF SIGNED APPROVAL DRAWING	

DISTRIBUTOR'S NAME:		P.O.#
VESTIL MANUFACTURING		X
DRAWN BY: MTS		W.O.#
DATE: 01/29/2021		X
REFERENCE: X	SCALE: 1:56	SALES: X
QUOTED LEAD TIME: X	QUOTE # X	FILE NAME:
		28-007-483