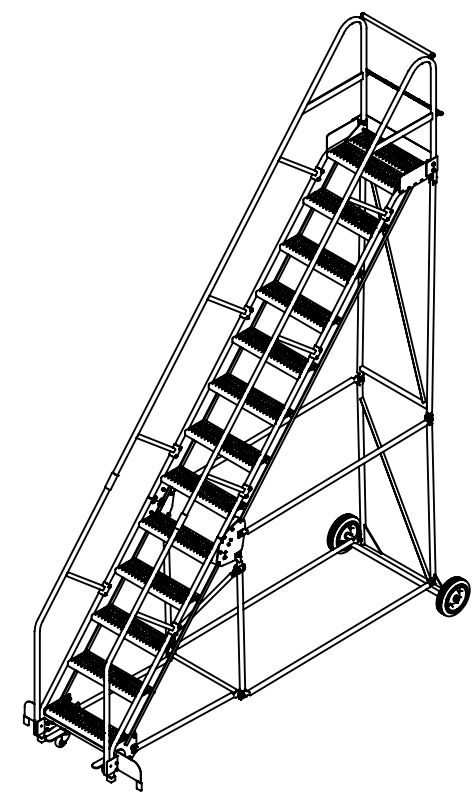
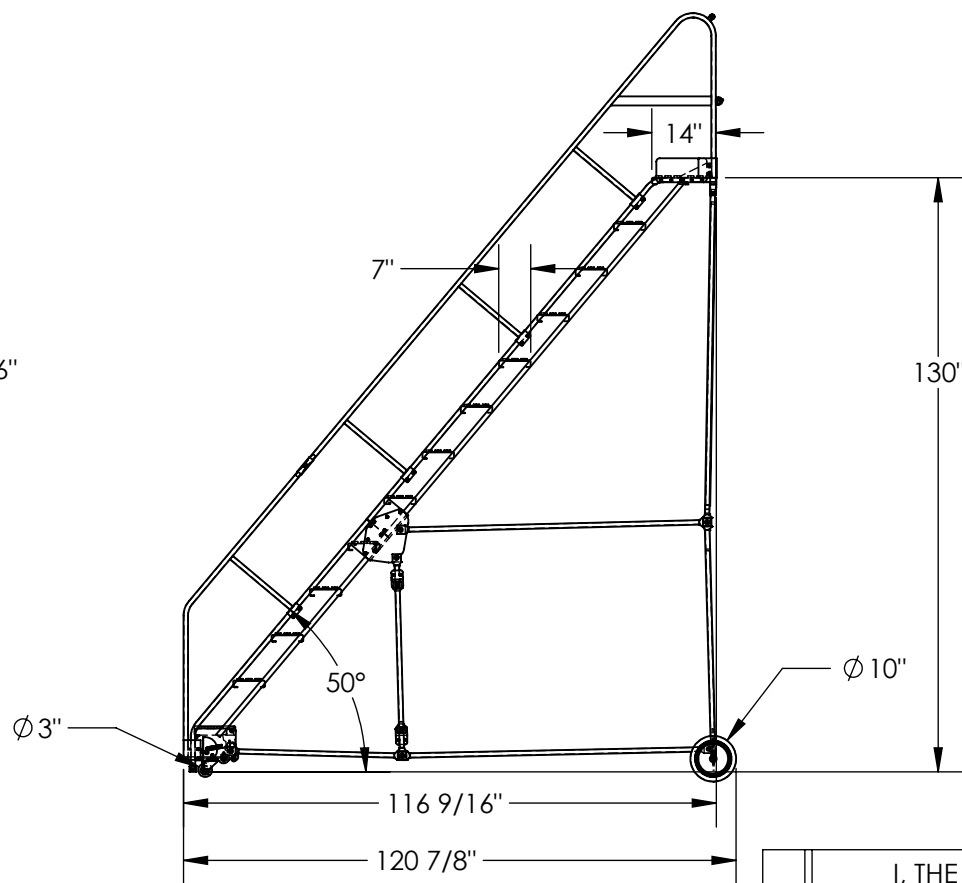
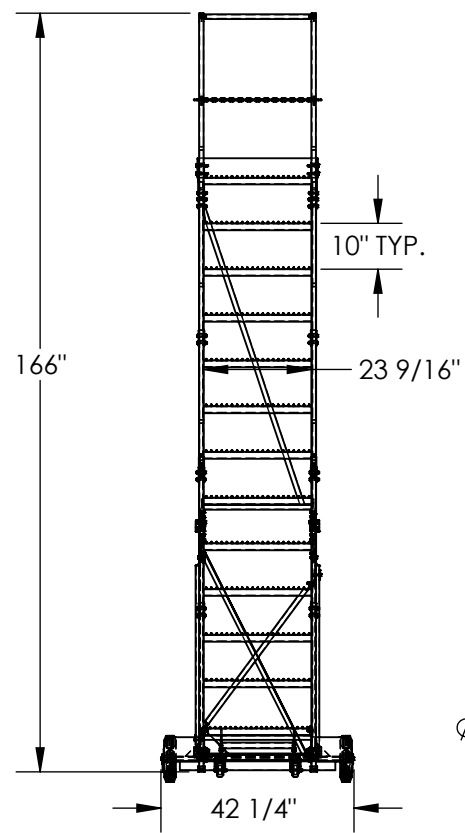


13-STEP ROLLING STEEL WAREHOUSE LADDER- LAD-13-14-G-EZ

APPROX WEIGHT: 386.71 lbs.
DOES NOT INCLUDE WEIGHT OF POWER OR PACKAGING!!!

*** ANY ADDITIONS, DELETIONS, OR OMISSIONS MUST BE CORRECTED ON THIS DRAWING AS THIS DRAWING WILL BE CONSIDERED ALL INCLUSIVE ***
ALL GRAPHICS PROVIDED ARE FOR REFERENCE ONLY. IF CERTAIN DIMENSIONS ARE CRITICAL PLEASE VERIFY THOSE DIMENSIONS WITH YOUR SALESPERSON



DIMENSION TOLERANCE ± 1/4"

STANDARD FEATURES

- MODEL NUMBER IS LAD-13-14-G-EZ
- OVERALL WIDTH IS 42 1/4"
- USABLE WIDTH IS 23 9/16"
- OVERALL LENGTH IS 120 7/8"
- USABLE LENGTH IS 116 9/16"
- OVERALL HEIGHT IS 166"
- TOP STEP HEIGHT IS 130"
- STEP TYPE IS GRIP STRUT
- CLIMB ANGLE IS 50°
- STEP DEPTH IS 7"
- TOP STEP DEPTH IS 14"
- MAX CAPACITY IS 350 LBS
- WHEEL SIZE IS Ø10"
- FRONT WHEEL SIZE IS Ø 3"
- TOUGH BAKED IN POWDER COATED BLUE FINISH
- BOTTOM STEP HAS TOUGH BAKED IN POWDER COATED YELLOW FINISH

NOTE

- SOME ASSEMBLY REQUIRED
- TOOL TRAY SOLD SEPARATELY
- SAFETY GATE SOLD SEPARATELY

SPECIAL FEATURES

NONE

APPROVAL	I, THE UNDERSIGNED, AGREE THAT THE PRODUCT AS REPRESENTED SATISFIES DESIGN AND DIMENSION REQUIREMENTS. I ALSO ACKNOWLEDGE MY DUTY TO CONFIRM PRODUCT AND INSTALLATION COMPLIANCE WITH ALL APPLICABLE FEDERAL, STATE AND LOCAL REGULATIONS AND STANDARDS.	
	UNITS REQUIRING APPROVAL DRAWINGS OR MODIFIED ARE NON-RETURNABLE	
	[] As drawn	[] As marked
	Signed: _____	Date: _____
Printed Name: _____		
<i>LEAD TIME WILL START UPON RECEIPT OF SIGNED APPROVAL DRAWING</i>		

DISTRIBUTOR'S NAME:		P.O.#
VESTIL MANUFACTURING		X
		W.O.#
DRAWN BY: BCN		X
DATE: 7/18/2016		SALES: X
REFERENCE: X	SCALE: 1:42	FILE NAME:
QUOTED LEAD TIME: X	QUOTE # X	44-007-560