
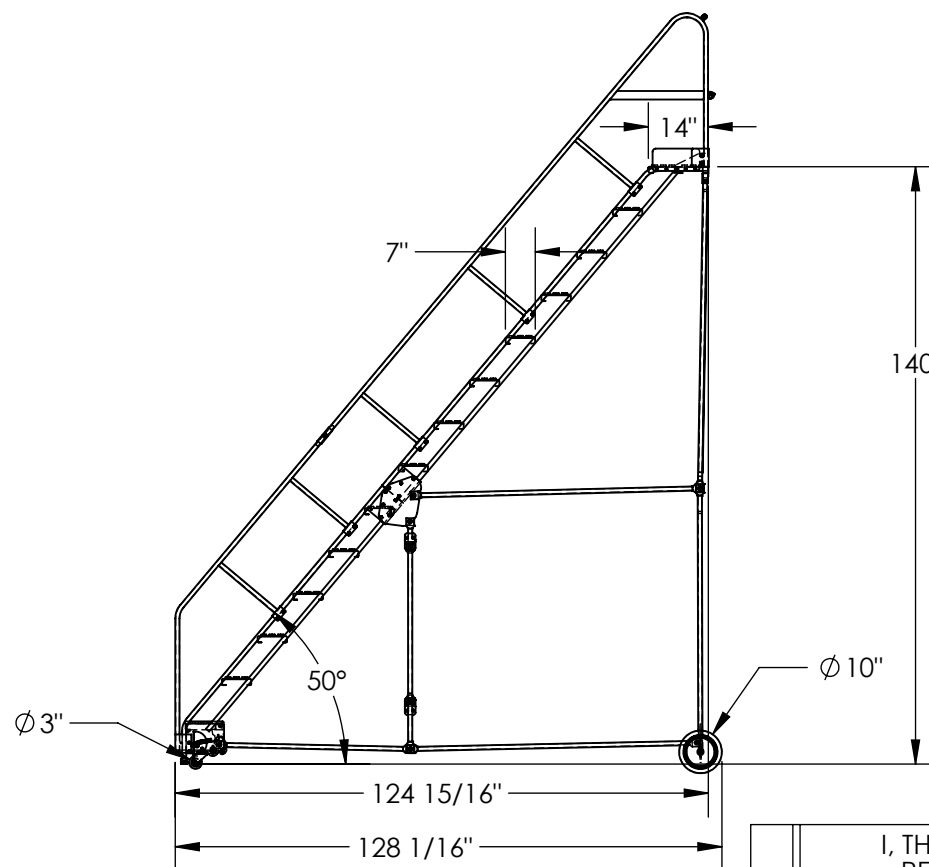
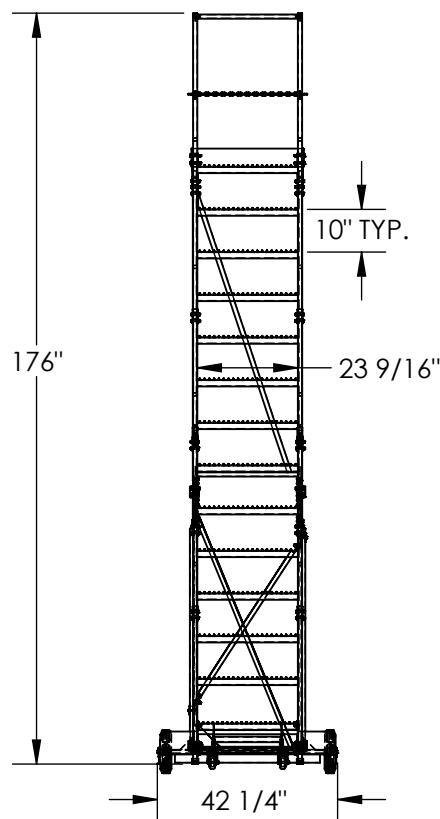


# 14-STEP ROLLING STEEL WAREHOUSE LADDER- LAD-14-14-G-EZ

APPROX WEIGHT: 408.56 lbs.  
DOES NOT INCLUDE WEIGHT OF POWER OR PACKAGING!!!

\*\*\* ANY ADDITIONS, DELETIONS, OR OMISSIONS MUST BE CORRECTED ON THIS DRAWING AS THIS DRAWING WILL BE CONSIDERED ALL INCLUSIVE \*\*\*

ALL GRAPHICS PROVIDED ARE FOR REFERENCE ONLY. IF CERTAIN DIMENSIONS ARE CRITICAL PLEASE VERIFY THOSE DIMENSIONS WITH YOUR SALESPERSON



DIMENSION TOLERANCE  $\pm 1/4"$

## STANDARD FEATURES

MODEL NUMBER IS LAD-14-14-G-EZ  
OVERALL WIDTH IS 42 1/4"  
USABLE WIDTH IS 23 9/16"  
OVERALL LENGTH IS 128 1/16"  
USABLE LENGTH IS 124 15/16"  
OVERALL HEIGHT IS 176"  
TOP STEP HEIGHT IS 140"  
STEP TYPE IS GRIP STRUT  
CLIMB ANGLE IS 50°  
STEP DEPTH IS 7"  
TOP STEP DEPTH IS 14"  
MAX CAPACITY IS 350 LBS  
WHEEL SIZE IS Ø10"  
FRONT WHEEL SIZE IS Ø 3"  
TOUGH BAKED IN POWDER COATED BLUE FINISH  
BOTTOM STEP HAS TOUGH BAKED IN POWDER COATED YELLOW FINISH

## NOTE

- SOME ASSEMBLY REQUIRED
- TOOL TRAY SOLD SEPARATELY
- SAFETY GATE SOLD SEPARATELY

## SPECIAL FEATURES

NONE

APPROVAL

I, THE UNDERSIGNED, AGREE THAT THE PRODUCT AS REPRESENTED SATISFIES DESIGN AND DIMENSION REQUIREMENTS. I ALSO ACKNOWLEDGE MY DUTY TO CONFIRM PRODUCT AND INSTALLATION COMPLIANCE WITH ALL APPLICABLE FEDERAL, STATE AND LOCAL REGULATIONS AND STANDARDS.

**UNITS REQUIRING APPROVAL DRAWINGS OR MODIFIED ARE NON-RETURNABLE**

[ ] As drawn [ ] As marked

Signed: \_\_\_\_\_ Date: \_\_\_\_\_

Printed Name: \_\_\_\_\_

LEAD TIME WILL START UPON RECEIPT OF SIGNED APPROVAL DRAWING

DISTRIBUTOR'S NAME:		P.O.#
VESTIL MANUFACTURING		X
DRAWN BY: BCN		W.O.#
DATE: 7/18/2016		X
REFERENCE: X	SCALE: 1:45	SALES: X
QUOTED LEAD TIME: X	QUOTE # X	FILE NAME: 44-007-564