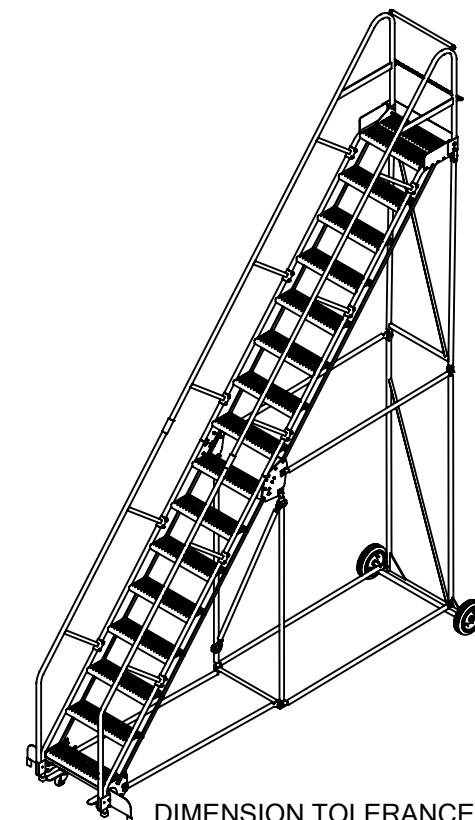
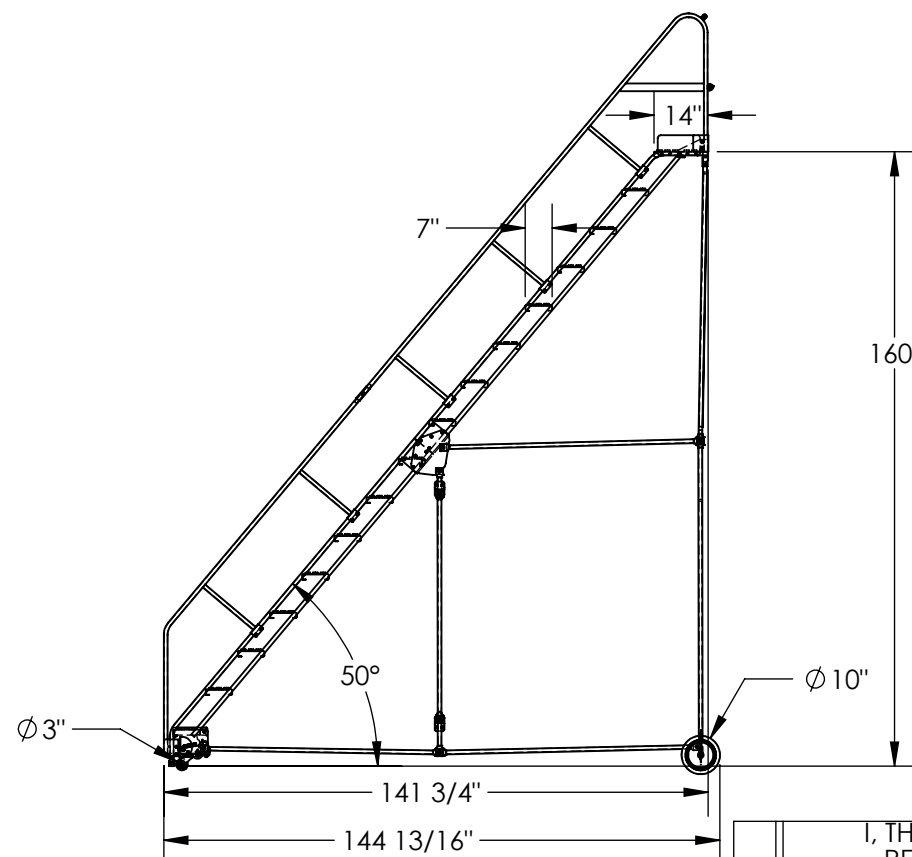
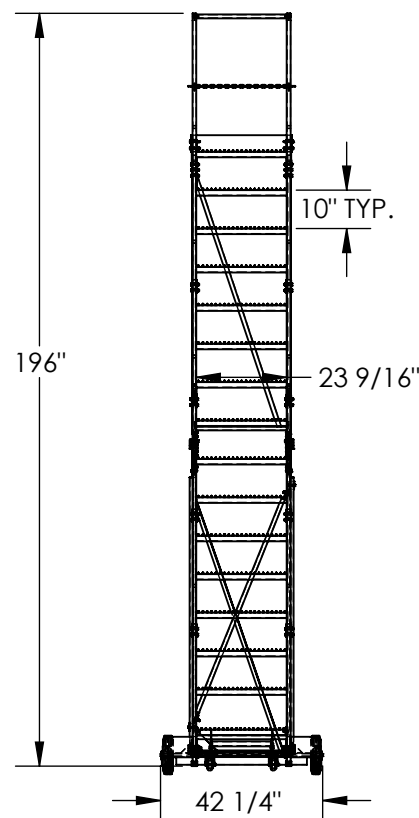


16-STEP ROLLING STEEL WAREHOUSE LADDER- LAD-16-14-G-EZ

APPROX WEIGHT: 446.04 lbs.
DOES NOT INCLUDE WEIGHT OF POWER OR PACKAGING!!!

*** ANY ADDITIONS, DELETIONS, OR OMISSIONS MUST BE CORRECTED ON THIS DRAWING AS THIS DRAWING WILL BE CONSIDERED ALL INCLUSIVE ***

ALL GRAPHICS PROVIDED ARE FOR REFERENCE ONLY. IF CERTAIN DIMENSIONS ARE CRITICAL PLEASE VERIFY THOSE DIMENSIONS WITH YOUR SALESPERSON



DIMENSION TOLERANCE $\pm 1/4"$

STANDARD FEATURES

MODEL NUMBER IS LAD-16-14-G-EZ
OVERALL WIDTH IS 42 1/4"
USABLE WIDTH IS 23 9/16"
OVERALL LENGTH IS 144 13/16"
USABLE LENGTH IS 141 3/4"
OVERALL HEIGHT IS 196"
TOP STEP HEIGHT IS 160"
STEP TYPE IS GRIP STRUT
CLIMB ANGLE IS 50°
STEP DEPTH IS 7"
TOP STEP DEPTH IS 14"
MAX CAPACITY IS 350 LBS
WHEEL SIZE IS Ø10"
FRONT WHEEL SIZE IS Ø 3"
TOUGH BAKED IN POWDER COATED BLUE FINISH
BOTTOM STEP HAS TOUGH BAKED IN POWDER COATED YELLOW FINISH

NOTE

- SOME ASSEMBLY REQUIRED
- TOOL TRAY SOLD SEPARATELY
- SAFETY GATE SOLD SEPARATELY

SPECIAL FEATURES

NONE

APPROVAL

I, THE UNDERSIGNED, AGREE THAT THE PRODUCT AS REPRESENTED SATISFIES DESIGN AND DIMENSION REQUIREMENTS. I ALSO ACKNOWLEDGE MY DUTY TO CONFIRM PRODUCT AND INSTALLATION COMPLIANCE WITH ALL APPLICABLE FEDERAL, STATE AND LOCAL REGULATIONS AND STANDARDS.

UNITS REQUIRING APPROVAL DRAWINGS OR MODIFIED ARE NON-RETURNABLE

[] As drawn [] As marked

Signed: _____ Date: _____

Printed Name: _____

LEAD TIME WILL START UPON RECEIPT OF SIGNED APPROVAL DRAWING

DISTRIBUTOR'S NAME:		P.O.#
VESTIL MANUFACTURING		X
DRAWN BY: BCN		W.O.#
DATE: 7/18/2016		X
REFERENCE: X	SCALE: 1:50	SALES: X
QUOTED LEAD TIME: X	QUOTE # X	FILE NAME: 44-007-572