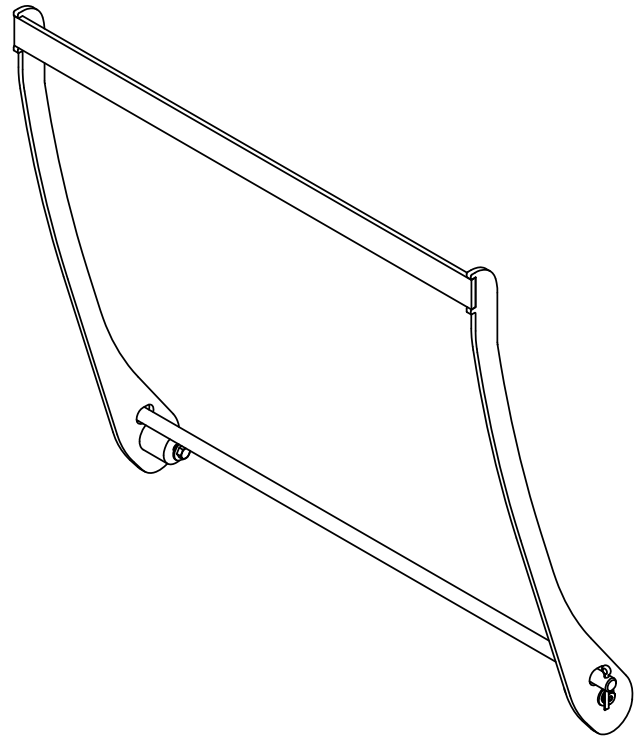
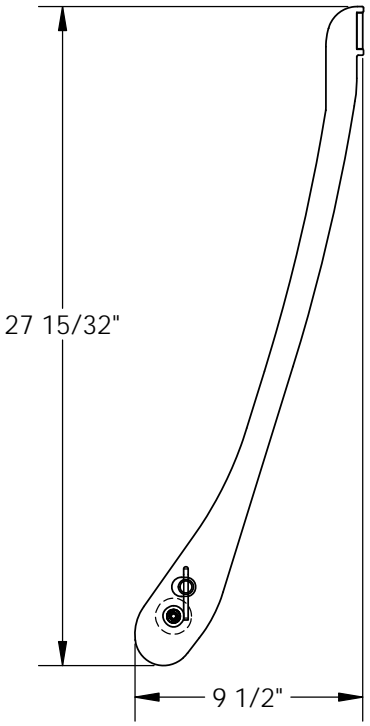
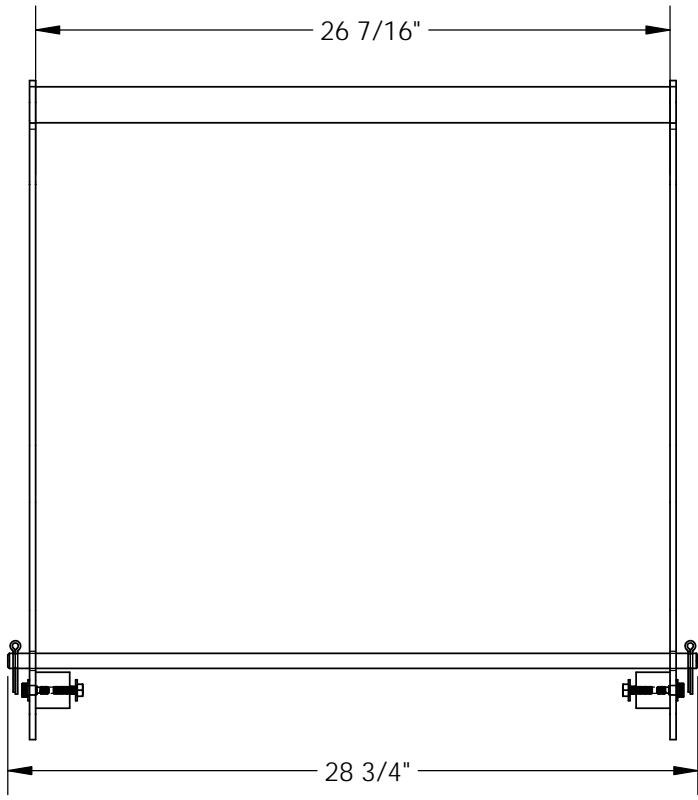


APPROX WEIGHT: 12.29 lbs.  
DOES NOT INCLUDE WEIGHT OF POWER OR PACKAGING!!!

# WAREHOUSE LADDER SAFETY GATE - LAD-GATE-50-EZ

\*\*\* ANY ADDITIONS, DELETIONS, OR OMISSIONS MUST BE CORRECTED ON THIS DRAWING AS THIS DRAWING WILL BE CONSIDERED ALL INCLUSIVE \*\*\*  
ALL GRAPHICS PROVIDED ARE FOR REFERENCE ONLY. IF CERTAIN DIMENSIONS ARE CRITICAL PLEASE VERIFY THOSE DIMENSIONS WITH YOUR SALESPERSON



## STANDARD FEATURES

MODEL NUMBER IS LAD-GATE-50-EZ  
OVERALL WIDTH IS 28 3/4"  
USABLE WIDTH IS 26 7/16"  
OVERALL LENGTH IS 9 1/2"  
OVERALL HEIGHT IS 27 15/32"  
FOOT ACTIVATED SAFETY GATE  
COMPATIBLE 50° -EZ INCLINE WAREHOUSE LADDERS  
COLOR IS YELLOW

## NOTE

FACTORY OR FIELD INSTALLED  
  
ONLY AVAILABLE ON WAREHOUSE  
LADDER MODELS FROM  
2015 OR NEWER

## SPECIAL FEATURES

NONE

DIMENSION TOLERANCE ± 1/4"

APPROVAL

I, THE UNDERSIGNED, AGREE THAT THE PRODUCT AS REPRESENTED SATISFIES DESIGN AND DIMENSION REQUIREMENTS. I ALSO ACKNOWLEDGE MY DUTY TO CONFIRM PRODUCT AND INSTALLATION COMPLIANCE WITH ALL APPLICABLE FEDERAL, STATE AND LOCAL REGULATIONS AND STANDARDS.  
**ALL SPECIAL UNITS ARE NON-RETURNABLE**  
[ ] As drawn [ ] As marked

Signed: \_\_\_\_\_ Date: \_\_\_\_\_

LEAD TIME WILL START UPON RECEIPT OF SIGNED APPROVAL DRAWING

FOR INTERNAL USE ONLY PROJECT SIGN OFF	
SALES	
ENG.	
FAB.	
POWER	

DISTRIBUTOR'S NAME:		P.O.#
VESTIL MANUFACTURING		X
DRAWN BY: BCN		W.O.#
DATE: 8/31/2015		X
REFERENCE: X		SALES: X
SCALE: 1:8		FILE NAME:
QUOTED LEAD TIME: X		44-007-588
QUOTE # X		