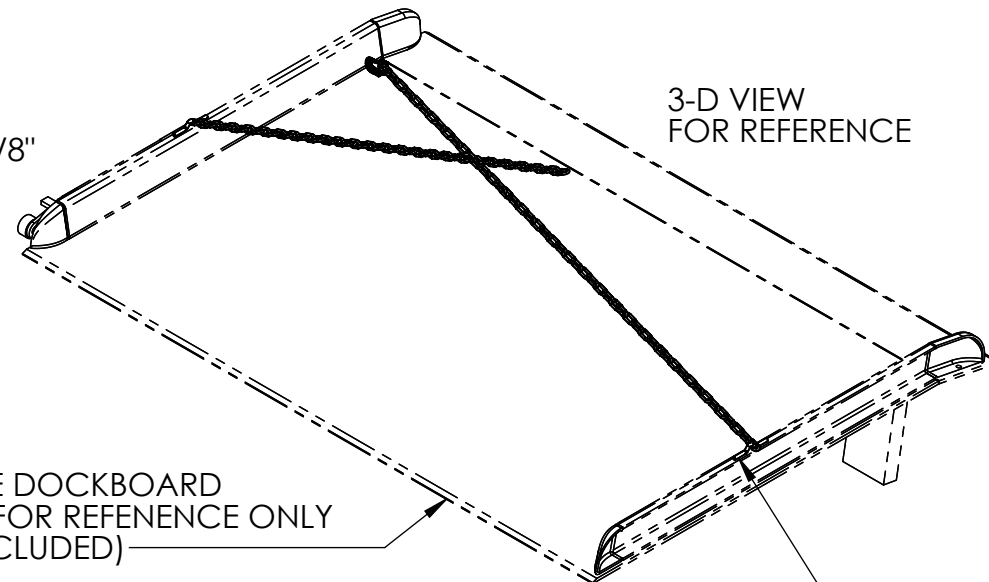



# LIFTING CHAINS FOR STEEL DOCKBOARD - LC72-84-STL

APPROX WEIGHT: 5.99 lbs.  
DOES NOT INCLUDE WEIGHT OF POWER OR PACKAGING!!!

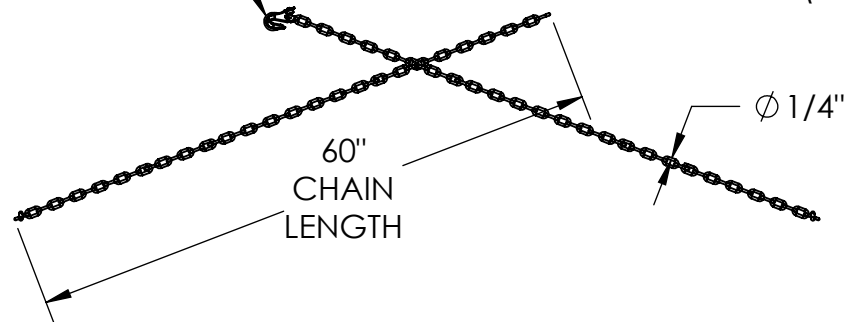
\*\*\* ANY ADDITIONS, DELETIONS, OR OMISSIONS MUST BE CORRECTED ON THIS DRAWING AS THIS DRAWING WILL BE CONSIDERED ALL INCLUSIVE \*\*\*

ALL GRAPHICS PROVIDED ARE FOR REFERENCE ONLY. IF CERTAIN DIMENSIONS ARE CRITICAL PLEASE VERIFY THOSE DIMENSIONS WITH YOUR SALESPERSON



3-D VIEW  
FOR REFERENCE

CHAIN HOOK TO  
QUICKLY AND SECURELY  
CONNECT CHAINS



LIFT CHAIN PINS ARE INSERTED INTO  
ENDS OF CHAINS AND WELDED  
TO CURB CHANNELS WITH CHAINS ATTACHED WHEN  
LC72-84-STL OPTION IS SPECIFIED

DIMENSION TOLERANCE  $\pm 1/4$ "

## STANDARD FEATURES

MODEL NUMBER: LC72-84-STL  
CAPACITY: 725 LBS  
OVERALL WIDTH: 4 3/4"  
CHAIN LENGTH: 60"  
CHAIN DIAMETER: 1/4"  
CHAIN HOOK ATTACHES TO OPPOSITE CHAIN  
AT ANY LINK FOR DESIRED LENGTH  
CHAIN IS GALVANIZED STEEL

## SPECIAL FEATURES

NONE

APPROVAL

I, THE UNDERSIGNED, AGREE THAT THE PRODUCT AS  
REPRESENTED SATISFIES DESIGN AND DIMENSION  
REQUIREMENTS. I ALSO ACKNOWLEDGE MY DUTY TO  
CONFIRM PRODUCT AND INSTALLATION  
COMPLIANCE WITH ALL APPLICABLE FEDERAL, STATE  
AND LOCAL REGULATIONS AND STANDARDS.  
**UNITS REQUIRING APPROVAL DRAWINGS OR  
MODIFIED ARE NON-RETURNABLE**  
[ ] As drawn [ ] As marked

Signed: \_\_\_\_\_ Date: \_\_\_\_\_

Printed Name: \_\_\_\_\_

LEAD TIME WILL START UPON RECEIPT OF SIGNED APPROVAL DRAWING

DISTRIBUTOR'S NAME:		P.O.#
VESTIL MANUFACTURING		X
DRAWN BY: MTS		W.O.#
DATE: 10/13/2023		X
REFERENCE: X	SCALE: 1:20	SALES: X
QUOTED LEAD TIME: X	QUOTE # X	FILE NAME:
		10-007-166