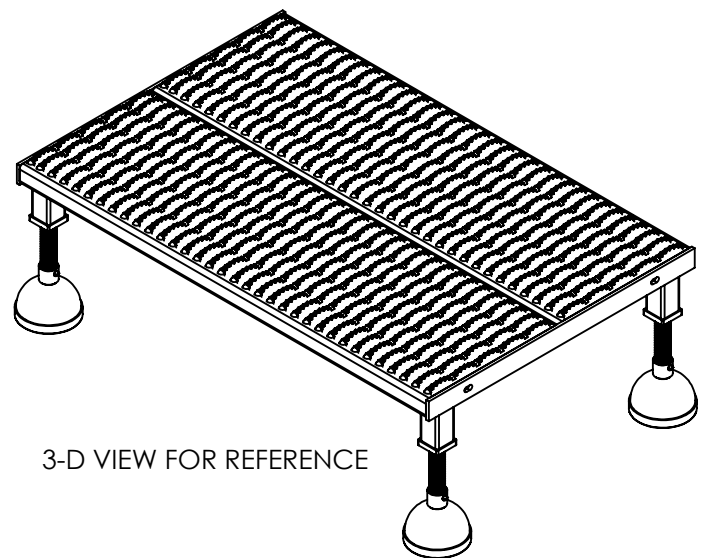
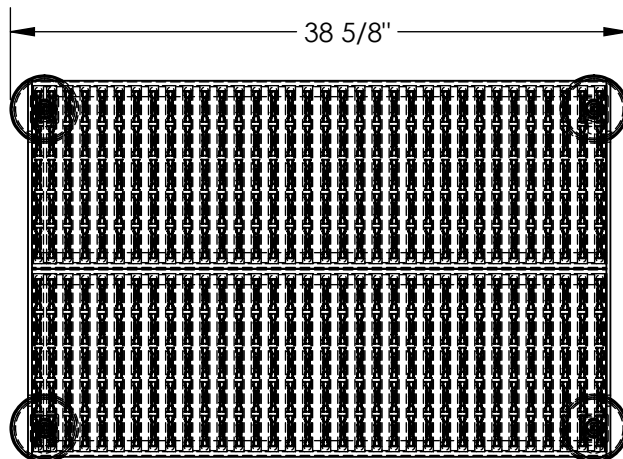


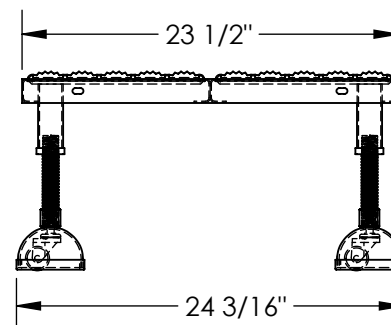
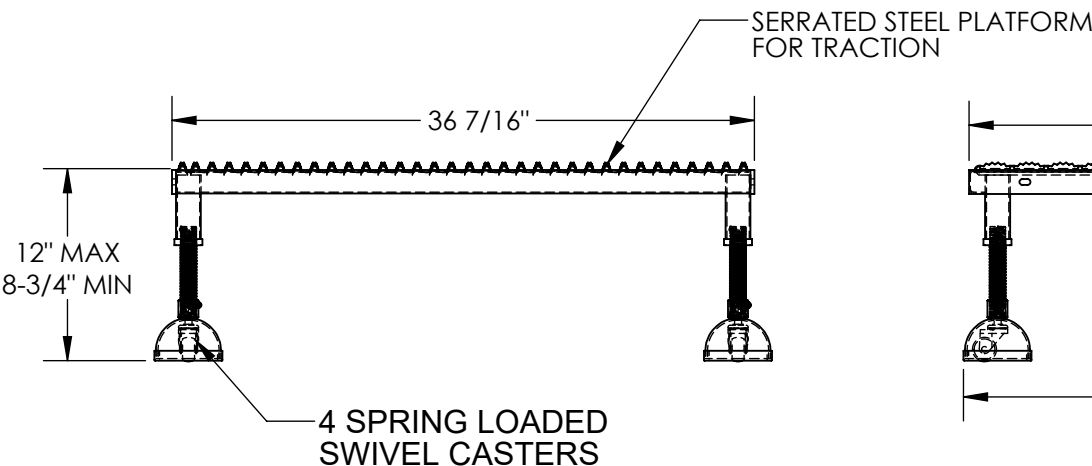
PORTABLE ADJ. HEIGHT WORKER STAND - PAHW-L-2436

APPROX WEIGHT: 62.44 lbs.
DOES NOT INCLUDE WEIGHT OF POWER OR PACKAGING!!!

ANY ADDITIONS, DELETIONS, OR OMISSIONS MUST BE CORRECTED ON THIS DRAWING AS THIS DRAWING WILL BE CONSIDERED ALL INCLUSIVE



3-D VIEW FOR REFERENCE



DIMENSION TOLERANCE $\pm 1/4"$

ALL GRAPHICS PROVIDED ARE FOR REFERENCE ONLY. IF CERTAIN DIMENSIONS ARE CRITICAL PLEASE VERIFY THOSE DIMENSIONS WITH YOUR SALESPERSON

STANDARD FEATURES

MODEL NUMBER IS PAHW-L-2436
CAPACITY IS 500 LBS
OVERALL WIDTH IS 24 3/16"
USABLE WIDTH IS 23 1/2"
OVERALL LENGTH IS 38 5/8"
USABLE LENGTH IS 36 7/16"
OVERALL HEIGHT IS 8-3/4 THRU 12"
4 ADJUSTABLE LENGTH LEGS
4 SPRING LOADED SWIVEL CASTERS
TOUGH BAKED IN POWDER COATED
YELLOW FINISH

**A
P
P
R
O
V
A
L**

I, THE UNDERSIGNED, AGREE THAT THE PRODUCT AS REPRESENTED SATISFIES DESIGN AND DIMENSION REQUIREMENTS. I ALSO ACKNOWLEDGE MY DUTY TO CONFIRM PRODUCT AND INSTALLATION COMPLIANCE WITH ALL APPLICABLE FEDERAL, STATE AND LOCAL REGULATIONS AND STANDARDS.
UNITS REQUIRING APPROVAL DRAWINGS OR MODIFIED ARE NON-RETURNABLE

[] As drawn [] As marked

Signed: _____ Date: _____

Printed Name: _____

LEAD TIME WILL START UPON RECEIPT OF SIGNED APPROVAL DRAWING

DISTRIBUTOR'S NAME:		P.O.#
VESTIL MANUFACTURING		X
DRAWN BY: MTS		W.O.#
DATE: 03/26/13		X
REFERENCE: X	SCALE: 1:12	SALES: X
QUOTED LEAD TIME: X	QUOTE # X	FILE NAME:
		14-007-170