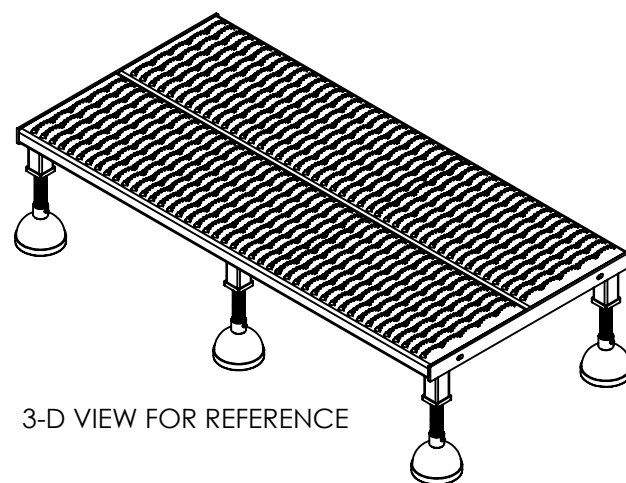
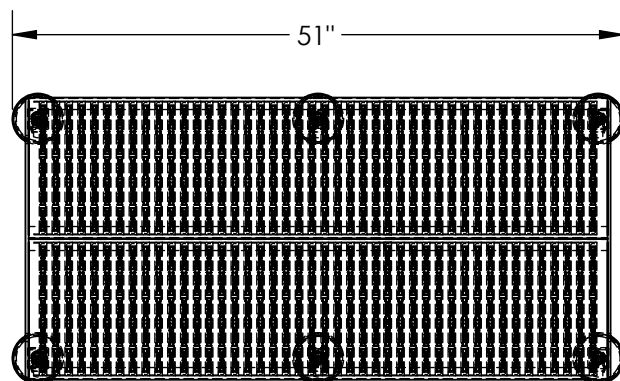


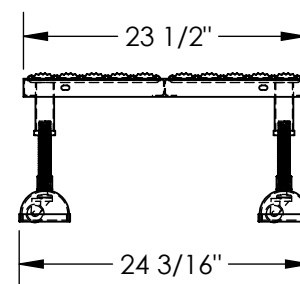
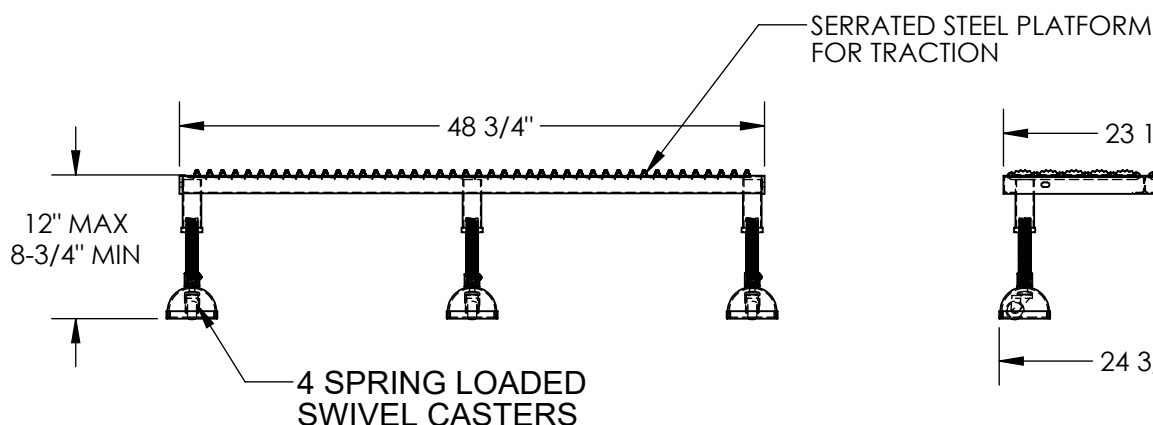
# PORTABLE ADJ. HEIGHT WORKER STAND - PAHW-L-2448

APPROX WEIGHT: 84.18 lbs.  
DOES NOT INCLUDE WEIGHT OF POWER OR PACKAGING!!!

\*\*\*ANY ADDITIONS, DELETIONS, OR OMISSIONS MUST BE CORRECTED ON THIS DRAWING AS THIS DRAWING WILL BE CONSIDERED ALL INCLUSIVE\*\*\*



3-D VIEW FOR REFERENCE



DIMENSION TOLERANCE  $\pm 1/4"$

ALL GRAPHICS PROVIDED ARE FOR REFERENCE ONLY. IF CERTAIN DIMENSIONS ARE CRITICAL PLEASE VERIFY THOSE DIMENSIONS WITH YOUR SALESPERSON

## STANDARD FEATURES

MODEL NUMBER IS PAHW-L-2448  
CAPACITY IS 500 LBS  
OVERALL WIDTH IS 24 3/16"  
USABLE WIDTH IS 23 1/2"  
OVERALL LENGTH IS 51"  
USABLE LENGTH IS 48 3/4"  
OVERALL HEIGHT IS 8-3/4" THRU 12"  
6 ADJUSTABLE LENGTH LEGS  
6 SPRING LOADED SWIVEL CASTERS  
TOUGH BAKED IN POWDER COATED  
YELLOW FINISH

APPROVAL

I, THE UNDERSIGNED, AGREE THAT THE PRODUCT AS REPRESENTED SATISFIES DESIGN AND DIMENSION REQUIREMENTS. I ALSO ACKNOWLEDGE MY DUTY TO CONFIRM PRODUCT AND INSTALLATION COMPLIANCE WITH ALL APPLICABLE FEDERAL, STATE AND LOCAL REGULATIONS AND STANDARDS.  
**UNITS REQUIRING APPROVAL DRAWINGS OR MODIFIED ARE NON-RETURNABLE**

[ ] As drawn [ ] As marked

Signed: \_\_\_\_\_ Date: \_\_\_\_\_

Printed Name: \_\_\_\_\_

LEAD TIME WILL START UPON RECEIPT OF SIGNED APPROVAL DRAWING

DISTRIBUTOR'S NAME:		P.O.#
VESTIL MANUFACTURING		X
DRAWN BY: MTS		W.O.#
DATE: 03/26/13		X
REFERENCE: X	SCALE: 1:16	SALES: X
QUOTED LEAD TIME: X	QUOTE # X	FILE NAME:
		14-007-172