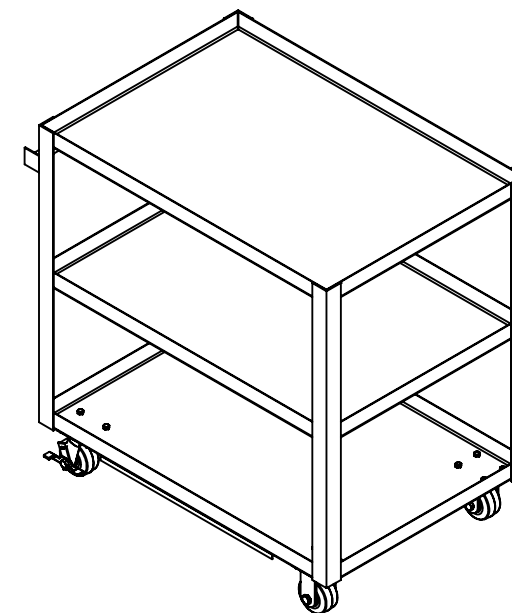

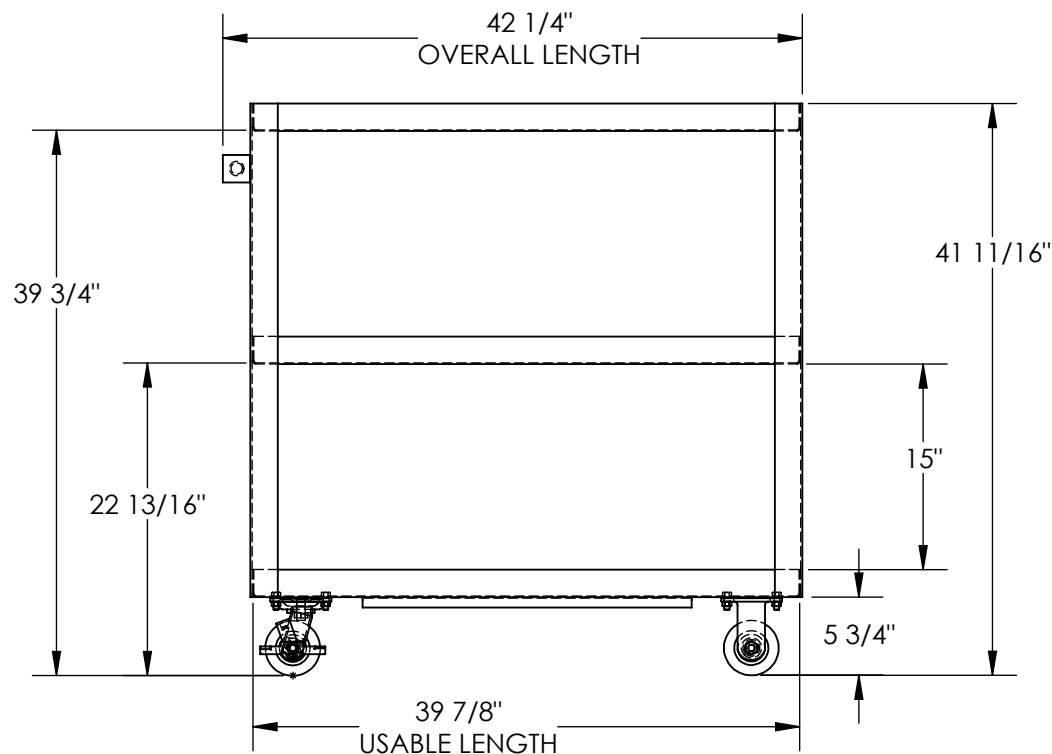


SERVICE CARTS - SCS3-2840

APPROX WEIGHT: 131.41 lbs.
DOES NOT INCLUDE WEIGHT OF POWER OR PACKAGING!!!

*** ANY ADDITIONS, DELETIONS, OR OMISSIONS MUST BE CORRECTED ON THIS DRAWING AS THIS DRAWING WILL BE CONSIDERED ALL INCLUSIVE ***

ALL GRAPHICS PROVIDED ARE FOR REFERENCE ONLY. IF CERTAIN DIMENSIONS ARE CRITICAL PLEASE VERIFY THOSE DIMENSIONS WITH YOUR SALESPERSON



STANDARD FEATURES

MODEL NUMBER IS SCS3-2840
OVERALL WIDTH IS 27 7/8"
USABLE WIDTH IS 27 1/2"
OVERALL LENGTH IS 42 1/4"
USABLE LENGTH IS 39 7/8"
OVERALL HEIGHT IS 41 11/16"
MAX CAPACITY IS 1,000 lbs. (550 LBS. PER SHELF)
STEEL CONSTRUCTION
SHELF CLEARANCE 15"
USABLE TOP SHELF HEIGHT IS 22 13/16", 39 3/4"
TOUGH BAKED IN POWDER COATED BLUE FINISH
Ø 4" X 2" MOLD ON RUBBER
2 - SWIVEL CASTERS WITH BRAKE
2 - RIGID CASTERS

SPECIAL FEATURES

NONE

DIMENSION TOLERANCE ± 1/4"

A P P R O V A L	I, THE UNDERSIGNED, AGREE THAT THE PRODUCT AS REPRESENTED SATISFIES DESIGN AND DIMENSION REQUIREMENTS. I ALSO ACKNOWLEDGE MY DUTY TO CONFIRM PRODUCT AND INSTALLATION COMPLIANCE WITH ALL APPLICABLE FEDERAL, STATE AND LOCAL REGULATIONS AND STANDARDS.	
	UNITS REQUIRING APPROVAL DRAWINGS OR MODIFIED ARE NON-RETURNABLE	
	[] As drawn [] As marked	
	Signed: _____ Date: _____	
Printed Name: _____		
LEAD TIME WILL START UPON RECEIPT OF SIGNED APPROVAL DRAWING		

DISTRIBUTOR'S NAME:		P.O.#
VESTIL MANUFACTURING		X
DRAWN BY: B.HORN		W.O.#
DATE: 07/17/14		X
REFERENCE: X	SCALE: 1:14	SALES: X
QUOTED LEAD TIME: X	QUOTE # X	FILE NAME: 16-007-110