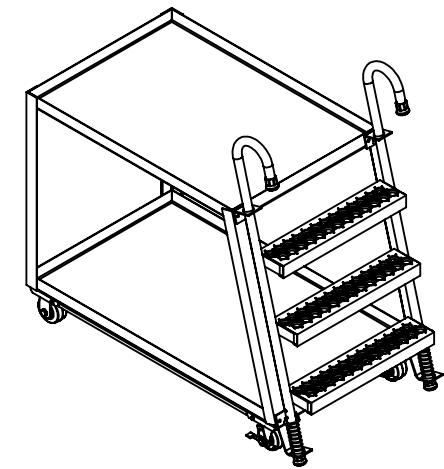
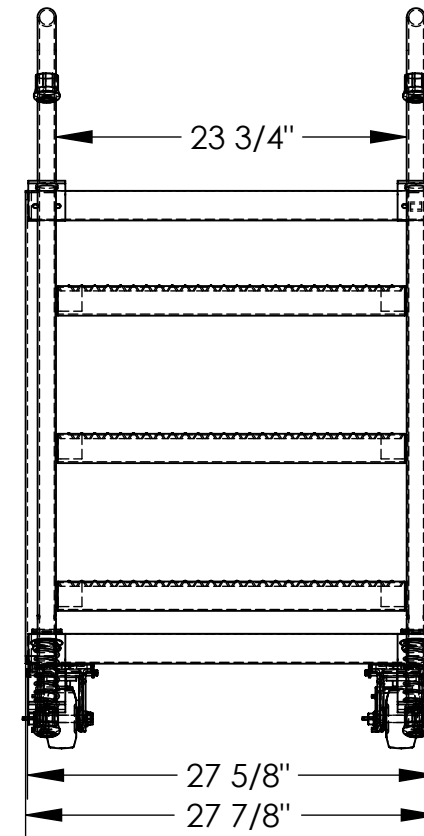
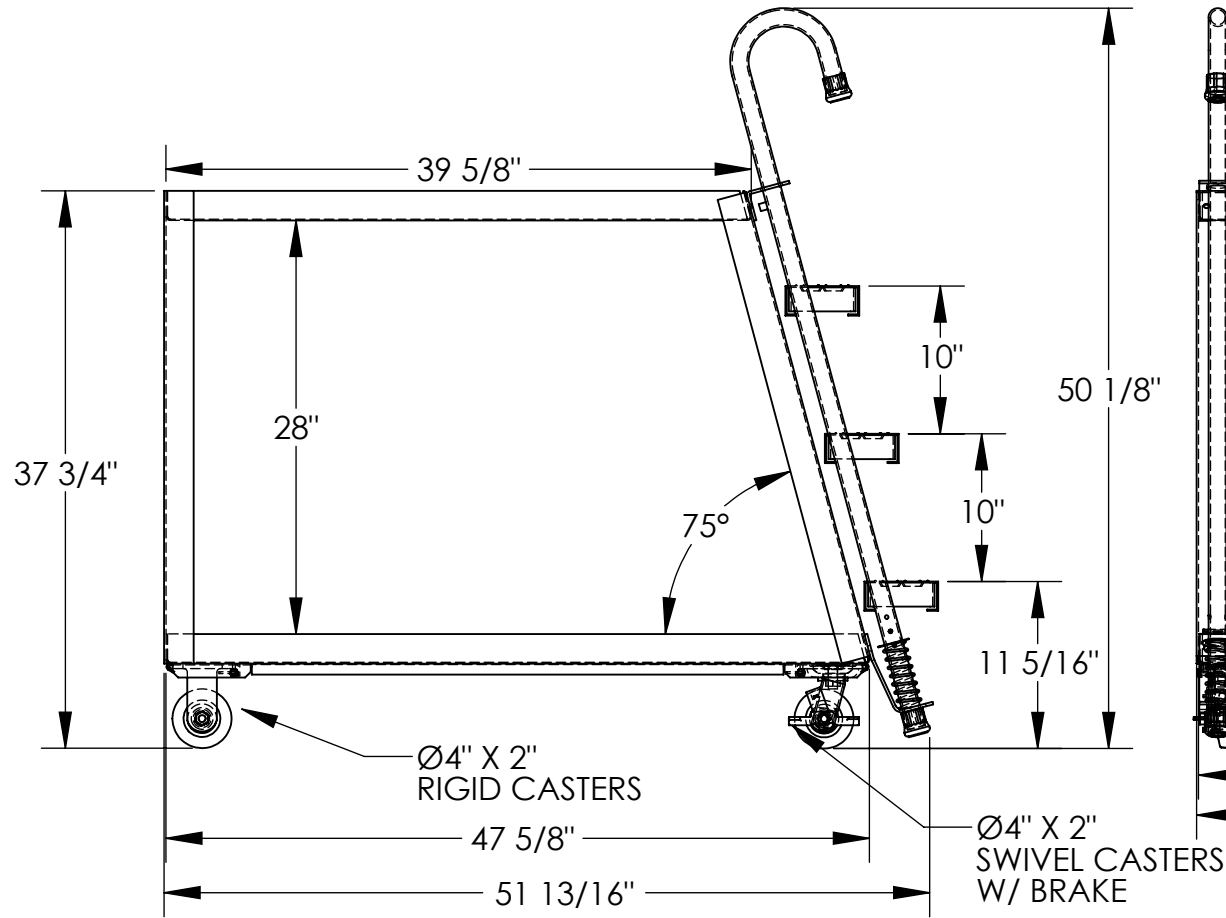


2-SHELF STOCKPICKER TRUCK - SPS2-2848

APPROX WEIGHT: 148.19 lbs.
DOES NOT INCLUDE WEIGHT OF POWER OR PACKAGING!!!

*** ANY ADDITIONS, DELETIONS, OR OMISSIONS MUST BE CORRECTED ON THIS DRAWING AS THIS DRAWING WILL BE CONSIDERED ALL INCLUSIVE ***

ALL GRAPHICS PROVIDED ARE FOR REFERENCE ONLY. IF CERTAIN DIMENSIONS ARE CRITICAL PLEASE VERIFY THOSE DIMENSIONS WITH YOUR SALESPERSON



3D VIEW SHOWN FOR REFERENCE ONLY

DIMENSION TOLERANCE ± 1/4"

APPROVAL

I, THE UNDERSIGNED, AGREE THAT THE PRODUCT AS REPRESENTED SATISFIES DESIGN AND DIMENSION REQUIREMENTS. I ALSO ACKNOWLEDGE MY DUTY TO CONFIRM PRODUCT AND INSTALLATION COMPLIANCE WITH ALL APPLICABLE FEDERAL, STATE AND LOCAL REGULATIONS AND STANDARDS.
UNITS REQUIRING APPROVAL DRAWINGS OR MODIFIED ARE NON-RETURNABLE
[] As drawn [] As marked

Signed: _____ Date: _____

Printed Name: _____

LEAD TIME WILL START UPON RECEIPT OF SIGNED APPROVAL DRAWING

STANDARD FEATURES

- MODEL NUMBER IS SPS2-2848
- CAPACITY IS 1000 LBS. (550 LBS. PER SHELF)
- OVERALL WIDTH IS 27 7/8"
- OVERALL LENGTH IS 51 13/16"
- OVERALL HEIGHT IS 50 1/8"
- BOTTOM SHELF SIZE IS 27 5/8" X 47 5/8"
- TOP SHELF SIZE IS 27 5/8" X 39 5/8"
- TOP SHELF HEIGHT IS 37 3/4"
- SHELF CLEARANCE IS 28"
- CASTERS ARE 4" X 2" MOLD-ON-RUBBER
- (2) RIGID, (2) SWIVEL
- STEEL FRAME CONSTRUCTION
- DURABLE BAKED IN POWDER COATED BLUE FINISH
- LADDER CAPACITY IS 350 LBS

SPECIAL FEATURES

NONE

DISTRIBUTOR'S NAME:		P.O.#
VESTIL MANUFACTURING		X
DRAWN BY: WHR		W.O.#
DATE: 08/17/11		X
REFERENCE: X	SCALE: 1:13	SALES: X
QUOTED LEAD TIME: X	QUOTE #	FILE NAME:
	X	32-007-015