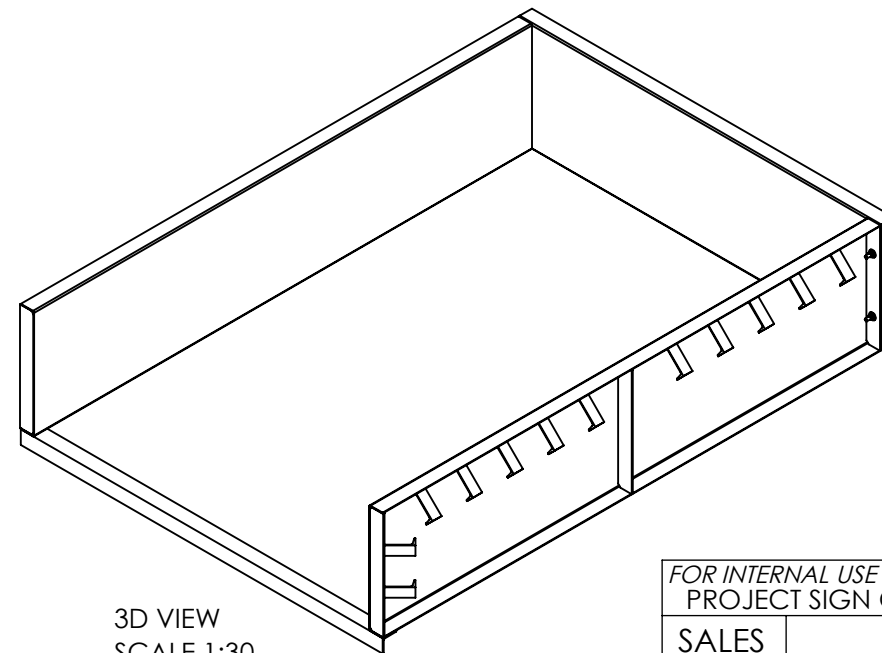
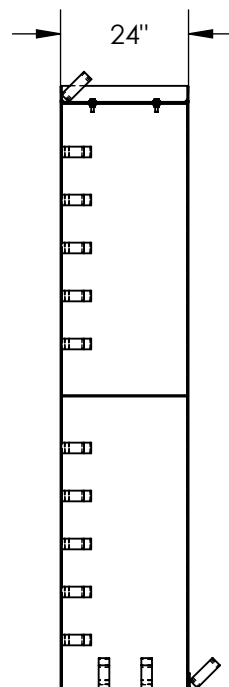
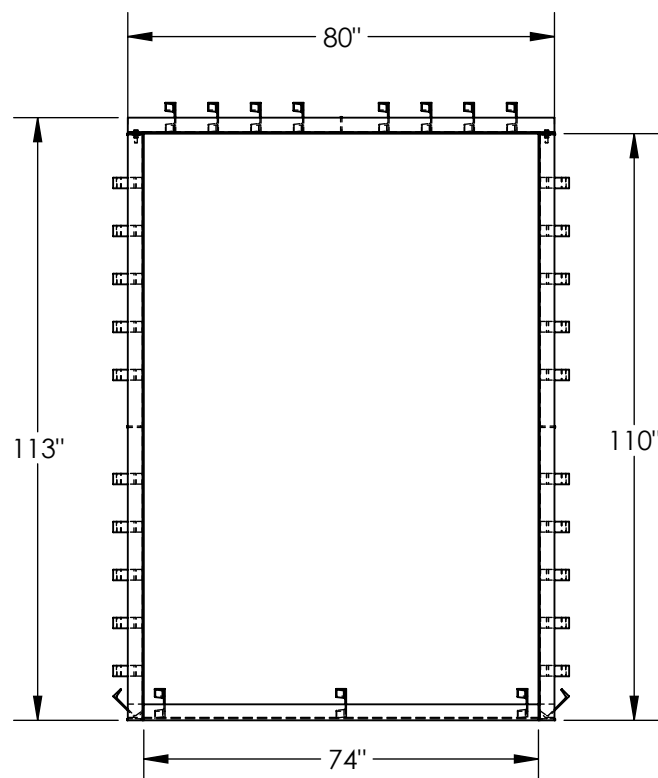


# POUR-IN-PLACE SHELL INSTALLATION - SS/610

APPROX WEIGHT: 454.89 lbs.  
DOES NOT INCLUDE WEIGHT OF POWER OR PACKAGING!!!

\*\*\* ANY ADDITIONS, DELETIONS, OR OMISSIONS MUST BE CORRECTED ON THIS DRAWING AS THIS DRAWING WILL BE CONSIDERED ALL INCLUSIVE \*\*\*

ALL GRAPHICS PROVIDED ARE FOR REFERENCE ONLY. IF CERTAIN DIMENSIONS ARE CRITICAL PLEASE VERIFY THOSE DIMENSIONS WITH YOUR SALESPERSON



3D VIEW  
SCALE 1:30

FOR INTERNAL USE ONLY PROJECT SIGN OFF	
SALES	
ENG.	
FAB.	
POWER	

## STANDARD FEATURES

MODEL NUMBER IS SS/610  
OVERALL WIDTH IS 80"  
USABLE WIDTH IS 74"  
OVERALL LENGTH IS 113"  
USABLE LENGTH IS 110"  
OVERALL HEIGHT IS 24"  
INNER & UPPER FACES FEATURE  
DURABLE LIQUID PAINT BROWN FINISH

**\*\*NOTE: THIS POUR IN PLACE  
STEEL SHELL IS TO BE INSTALLED  
CONCURRENTLY WITH THE POURING  
OF THE CONCRETE FOR THE PIT\*\***

NOTE: UNIT SHIPS UNASSEMBLED.  
ASSEMBLY TO BE COMPLETED BY THE INSTALLER

## SPECIAL FEATURES

NONE

DIMENSION TOLERANCE  $\pm 1/4"$

A P P R O V A L	I, THE UNDERSIGNED, AGREE THAT THE PRODUCT AS REPRESENTED SATISFIES DESIGN AND DIMENSION REQUIREMENTS. I ALSO ACKNOWLEDGE MY DUTY TO CONFIRM PRODUCT AND INSTALLATION COMPLIANCE WITH ALL APPLICABLE FEDERAL, STATE AND LOCAL REGULATIONS AND STANDARDS.	
	<b>ANY MODIFIED UNITS ARE NON-RETURNABLE</b>	
	[ ] As drawn [ ] As marked	
	Signed: _____ Date: _____	
Printed Name: _____		
LEAD TIME WILL START UPON RECEIPT OF SIGNED APPROVAL DRAWING		

DISTRIBUTOR'S NAME:		P.O.#
VESTIL MANUFACTURING		X
DRAWN BY: SJA		W.O.#
DATE: 10/30/2014		X
REFERENCE: X	SCALE: 1:36	SALES: X
QUOTED LEAD TIME: X	QUOTE # X	FILE NAME:
		07-007-079