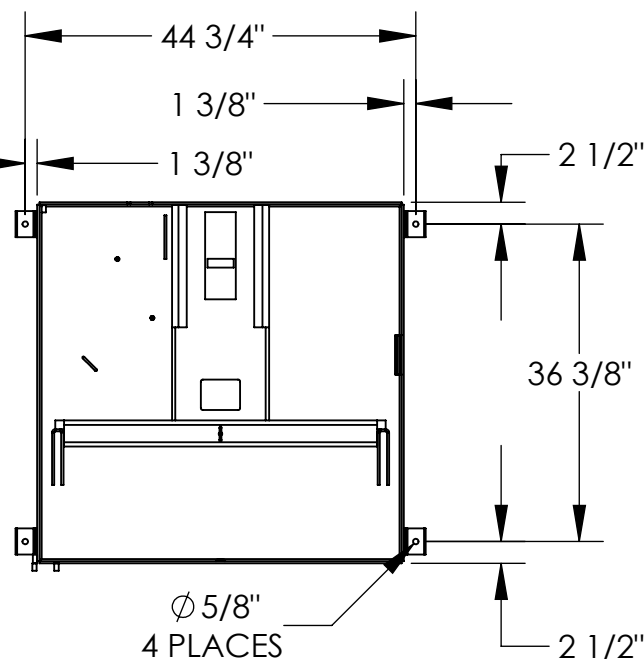


SINGLE SCISSOR LIFT & TILT TABLE - UNI-5448-4

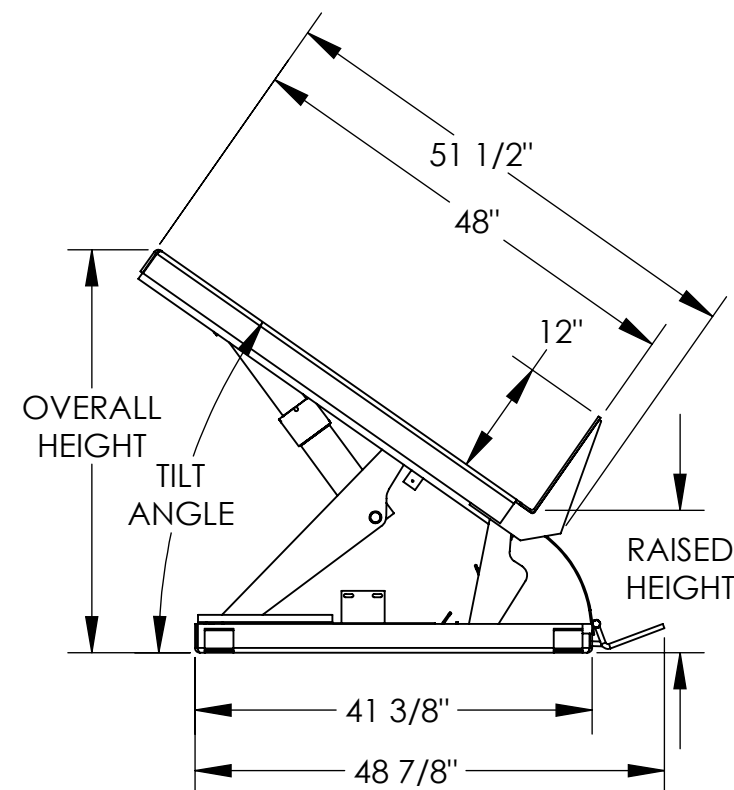
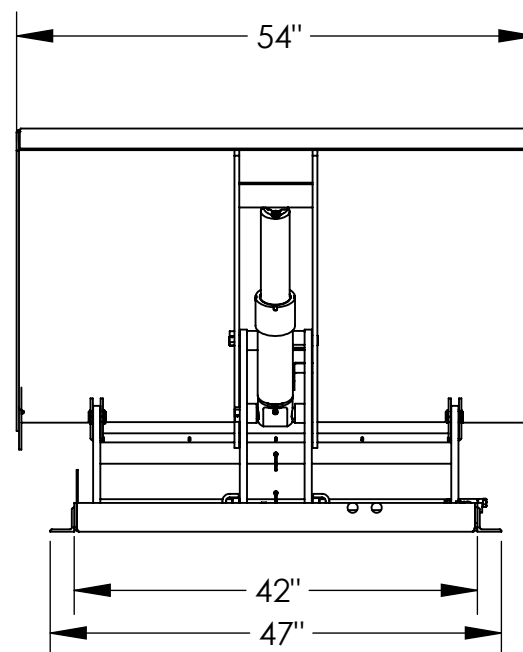
APPROX WEIGHT: 693.14 lbs.
DOES NOT INCLUDE WEIGHT OF POWER OR PACKAGING!!!

*** ANY ADDITIONS, DELETIONS, OR OMISSIONS MUST BE CORRECTED ON THIS DRAWING AS THIS DRAWING WILL BE CONSIDERED ALL INCLUSIVE ***

ALL GRAPHICS PROVIDED ARE FOR REFERENCE ONLY. IF CERTAIN DIMENSIONS ARE CRITICAL PLEASE VERIFY THOSE DIMENSIONS WITH YOUR SALESPERSON



LAG HOLE PATTERN
SCALE 1:22



DIMENSION TOLERANCE $\pm 1/4"$

PLEASE CIRCLE SPECIFICATIONS:

POWER	AC	* DC	* AIR/OIL
MOTOR VOLTAGE	115	208	230 460
DEDICATED CIRCUIT REQUIRED			
MOTOR PHASE	SINGLE	THREE	
CONTROL	HAND	* FOOT	
~ ALL BATTERY CHARGERS ARE 115V AC ~			
* BATTERY CHRG.	REMOTE	ON-BOARD	
* CHRG. INDICATOR	YES	NO	

* AVAILABLE AT ADDITIONAL COST

SPECIAL FEATURES

NONE

STANDARD FEATURES

MODEL NUMBER IS: UNI-5448-4
CAPACITY: 4,000 LBS. EVENLY DISTRIBUTED
SEQUENCE 1: RAISED HEIGHT: 14 3/4", TILT ANGLE 35°
OVERALL HEIGHT: 42"
SEQUENCE 2: RAISED HEIGHT 11 3/4", TILT ANGLE: 40°
OVERALL HEIGHT 42 1/4"
LEVEL HEIGHT: 8"
DECK SIZE: 54" W X 48" L WITH 12" LIP
INTEGRAL MAINTENANCE LOCK
ADJUSTABLE UPWARD TRAVEL LIMIT SWITCH
UNIT MUST BE LAGGED TO THE FLOOR
DURABLE LIQUID PAINT BLUE FINISH

I, THE UNDERSIGNED, AGREE THAT THE PRODUCT AS REPRESENTED SATISFIES DESIGN AND DIMENSION REQUIREMENTS. I ALSO ACKNOWLEDGE MY DUTY TO CONFIRM PRODUCT AND INSTALLATION COMPLIANCE WITH ALL APPLICABLE FEDERAL, STATE AND LOCAL REGULATIONS AND STANDARDS.
UNITS REQUIRING APPROVAL DRAWINGS OR MODIFIED ARE NON-RETURNABLE
[] As drawn [] As marked

Signed: _____ Date: _____

Printed Name: _____

LEAD TIME WILL START UPON RECEIPT OF SIGNED APPROVAL DRAWING

DISTRIBUTOR'S NAME:		P.O.#	X
VESTIL MANUFACTURING		W.O.#	X
DRAWN BY:	A. FORD	DATE:	09/19/2007
REFERENCE:	X	SCALE:	1:20
QUOTED LEAD TIME:	X	QUOTE #	X
		FILE NAME:	03-007-018