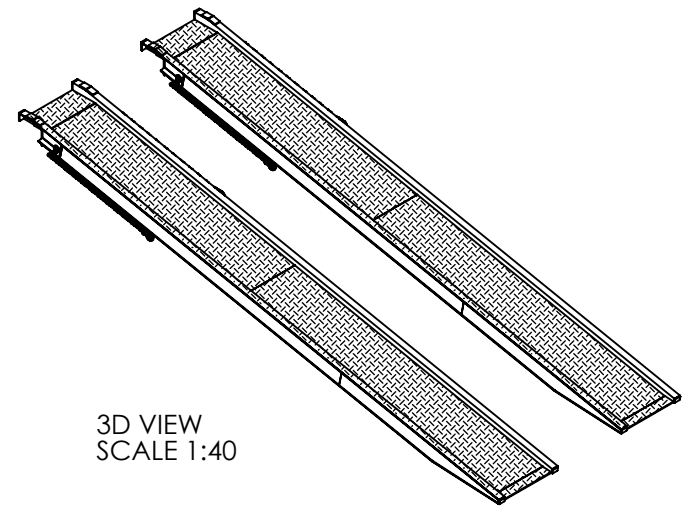
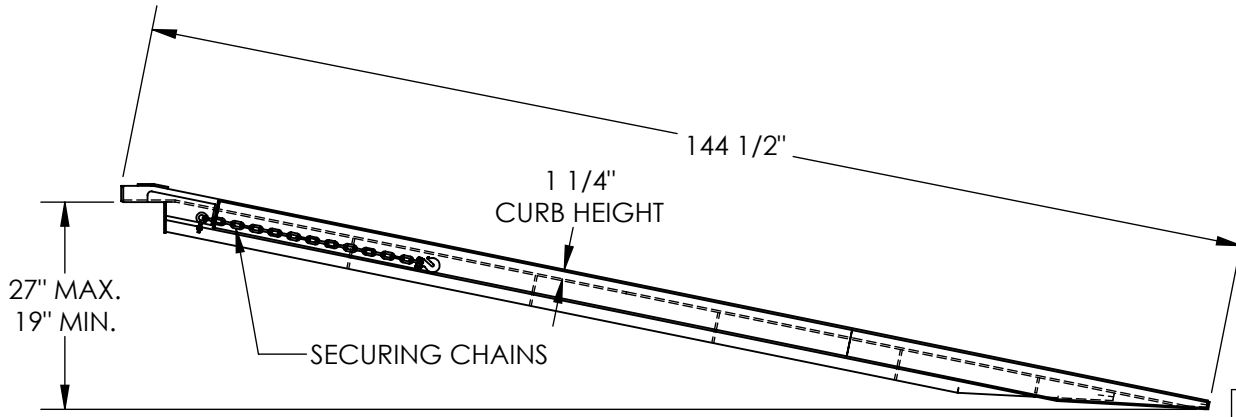
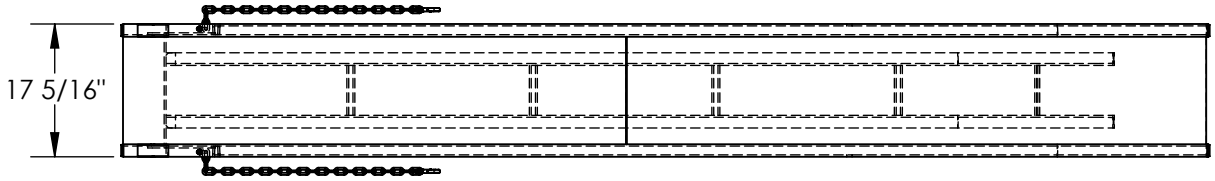
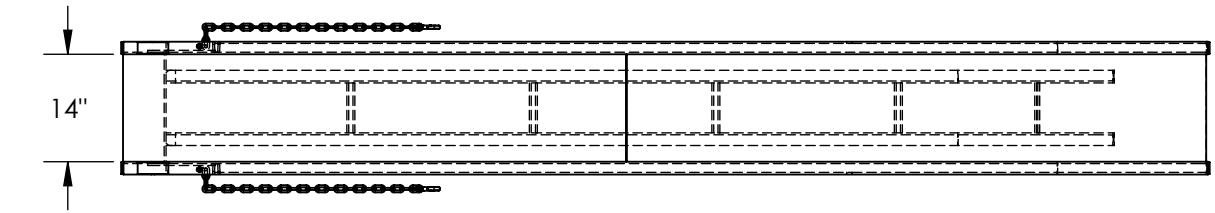


# PORTABLE ALUM. VEHICLE TWIN RAMPS - VTR-7-14-12

APPROX WEIGHT: 346.32 lbs.  
 DOES NOT INCLUDE WEIGHT OF POWER OR PACKAGING!!!

\*\*\* ANY ADDITIONS, DELETIONS, OR OMISSIONS MUST BE CORRECTED ON THIS DRAWING AS THIS DRAWING WILL BE CONSIDERED ALL INCLUSIVE \*\*\*

ALL GRAPHICS PROVIDED ARE FOR REFERENCE ONLY. IF CERTAIN DIMENSIONS ARE CRITICAL PLEASE VERIFY THOSE DIMENSIONS WITH YOUR SALESPERSON



DIMENSION TOLERANCE ± 1/4"

## STANDARD FEATURES

- MODEL NUMBER IS VTR-7-14-12
- OVERALL WIDTH IS 17 5/16"
- USABLE RAMP WIDTH IS 14"
- LENGTH IS 144 1/2"
- MAX. WORKING HEIGHT IS 27"
- MIN. WORKING HEIGHT IS 19"
- MAX. LOAD CAPACITY (PER PAIR) IS 7,000 LBS.
- 1 1/4" CURB HEIGHT
- INCLUDES 2 SECURING CHAINS
- WELDED ALUMINUM CONSTRUCTION

## SPECIAL FEATURES

NONE

**APPROVAL**

I, THE UNDERSIGNED, AGREE THAT THE PRODUCT AS REPRESENTED SATISFIES DESIGN AND DIMENSION REQUIREMENTS. I ALSO ACKNOWLEDGE MY DUTY TO CONFIRM PRODUCT AND INSTALLATION COMPLIANCE WITH ALL APPLICABLE FEDERAL, STATE AND LOCAL REGULATIONS AND STANDARDS.

**ANY MODIFIED UNITS ARE NON-RETURNABLE**

As drawn       As marked

Signed: \_\_\_\_\_ Date: \_\_\_\_\_

Printed Name: \_\_\_\_\_

*LEAD TIME WILL START UPON RECEIPT OF SIGNED APPROVAL DRAWING*

FOR INTERNAL USE ONLY PROJECT SIGN OFF	
SALES	
ENG.	
FAB.	
POWER	

DISTRIBUTOR'S NAME:		P.O.#
VESTIL MANUFACTURING		X
DRAWN BY: TJM	DATE: 11/14/14	W.O.#
REFERENCE: X	SCALE: 1:25	X
QUOTED LEAD TIME: X	QUOTE #	FILE NAME:
	X	18-007-302