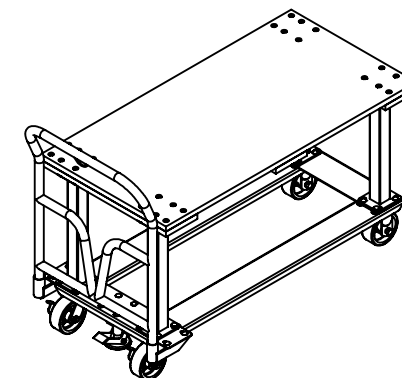
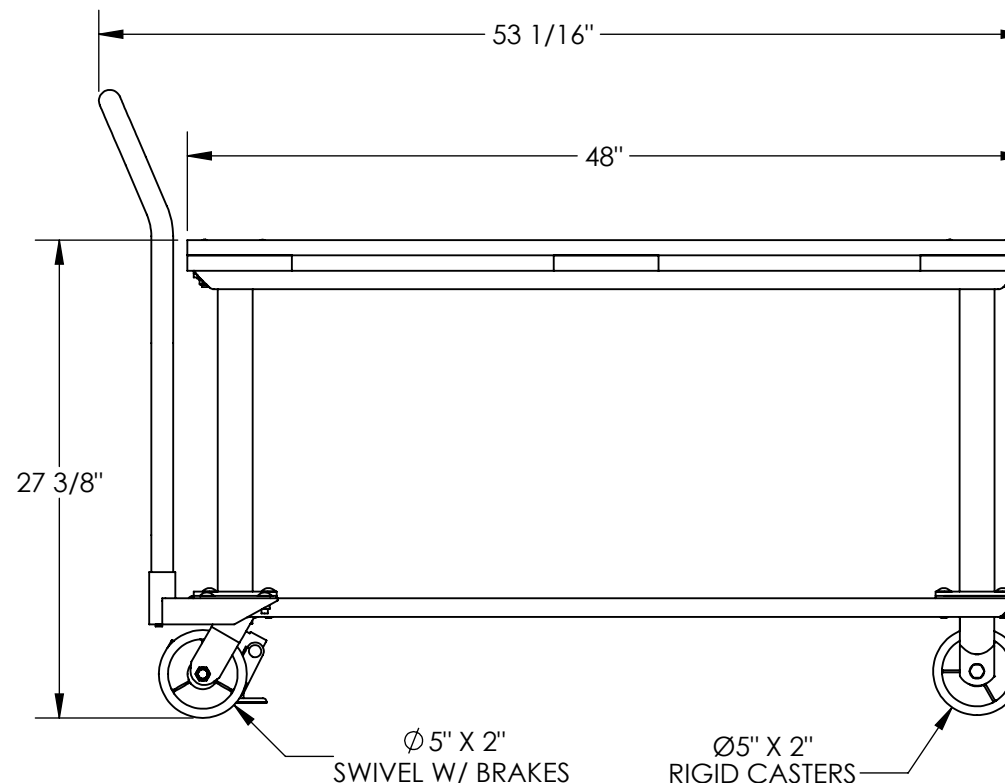
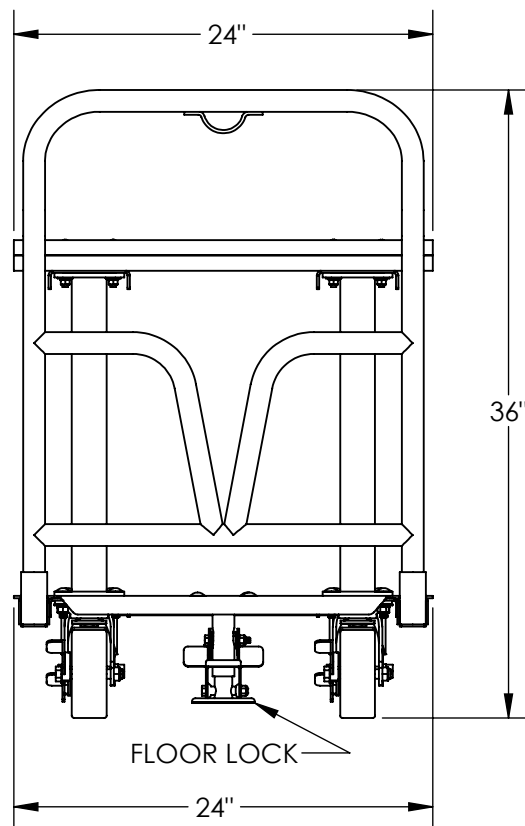


# WORK-HEIGHT PLATFORM TRUCK - WHPT-2448-WT

APPROX WEIGHT: 160.68 lbs.  
DOES NOT INCLUDE WEIGHT OF POWER OR PACKAGING!!!

\*\*\* ANY ADDITIONS, DELETIONS, OR OMISSIONS MUST BE CORRECTED ON THIS DRAWING AS THIS DRAWING WILL BE CONSIDERED ALL INCLUSIVE \*\*\*

ALL GRAPHICS PROVIDED ARE FOR REFERENCE ONLY. IF CERTAIN DIMENSIONS ARE CRITICAL PLEASE VERIFY THOSE DIMENSIONS WITH YOUR SALESPERSON



3D VIEW SHOWN FOR  
REFERENCE ONLY

DIMENSION TOLERANCE  $\pm 1/4$ "

## STANDARD FEATURES

MODEL NUMBER IS WHPT-2448-WT  
OVERALL WIDTH IS 24"  
USABLE WIDTH IS 24"  
OVERALL LENGTH IS 53 1/16"  
USABLE LENGTH IS 48"  
OVERALL HEIGHT IS 36"  
PLATFORM HEIGHT IS 27 3/8"  
MAX CAPACITY IS 2,000 LBS.  
INCLUDES A WOOD PLATFORM TOP  
(QTY 2) Ø5 X 2 POLY ON STEEL SWIVEL CASTER W/ BRAKES  
(QTY 2) Ø5 X 2 POLY ON STEEL RIGID CASTERS  
(QTY 1) FLOOR LOCK

## SPECIAL FEATURES

NONE

APPROVAL

I, THE UNDERSIGNED, AGREE THAT THE PRODUCT AS REPRESENTED SATISFIES DESIGN AND DIMENSION REQUIREMENTS. I ALSO ACKNOWLEDGE MY DUTY TO CONFIRM PRODUCT AND INSTALLATION COMPLIANCE WITH ALL APPLICABLE FEDERAL, STATE AND LOCAL REGULATIONS AND STANDARDS.

**ANY MODIFIED UNITS ARE NON-RETURNABLE**

[ ] As drawn [ ] As marked

Signed: \_\_\_\_\_ Date: \_\_\_\_\_

Printed Name: \_\_\_\_\_

LEAD TIME WILL START UPON RECEIPT OF SIGNED APPROVAL DRAWING

FOR INTERNAL USE ONLY  
PROJECT SIGN OFF

SALES	
ENG.	
FAB.	
POWER	

DISTRIBUTOR'S NAME:

VESTIL MANUFACTURING

DRAWN BY: ND

DATE: 6/27/16

REFERENCE: X

SCALE: 1:11

QUOTED LEAD TIME: X

QUOTE #  
X

P.O.# X

W.O.# X

SALES: X

FILE NAME:

16-007-421