
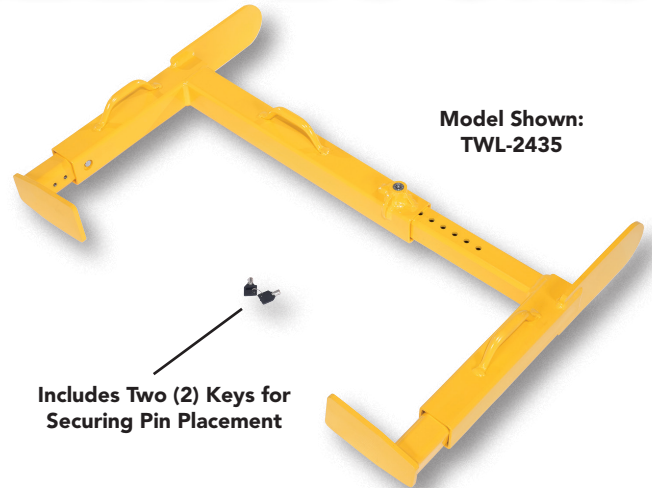



TRAILER WHEEL LOCKS

Standard Features:

- For use on single wheels (TWL-1223) and dual wheels (TWL-2435).
- Built in carrying handles.
- Telescoping arms can be adjusted to best fit the situation and environment.
- Pre-drilled adjustment holes.
- Keys included for securing pin placement during dimension modifications.
- Tough, baked-in powder coated yellow finish.
- Durable steel construction.



Telescoping Arms with Pre-drilled Adjustment Holes



MODEL NUMBER	WHEEL TYPE	OVERALL SIZE (W x L x H)	MINIMUM INSIDE WIDTH	MAXIMUM INSIDE WIDTH	MINIMUM INSIDE LENGTH	WEIGHT (LB)
TWL-1223	SINGLE WHEEL	28" x 27 ⁵ / ₈ " x 5 ¹ / ₂ "	12"	23"	13"	47
TWL-2435	DUAL WHEEL	40" x 27 ⁵ / ₈ " x 5 ¹ / ₂ "	24"	35"	13"	59

Help secure wheels in place by limiting the amount of movement after a trailer has been parked!



Vestil Manufacturing Corporation
Larissa Flora - Sales Representative

2999 North Wayne Street, P.O. Box 570
Angola, Indiana 46703, USA

Phone: (260) 624-4341 Fax: (260) 665-1339
E-Mail: larissa@vestil.com Web: www.vestil.com